

SUMMARY OF APPROPRIATIONS, ALLOTMENTS, OBLIGATIONS, DISBURSEMENTS, AND BALANCES BY OBJECT OF EXPENDITURES  
As of June 30, 2016

Department : Labor and Employment  
Agency : Office of the Secretary  
Operating Unit : Region IV-B (MIMAROPA)  
Organization Code (UACS) : 16-001-00-00017  
Funding Source Code (as clustered) : 101101

	Current Year Appropriations
	Supplemental Appropriations
X	Continuing Appropriations

Particulars	UACS CODE	Appropriations			Allotments			Current Year Obligations			Balances					
		Authorized Appropriation	Adjustments	Adjusted Appropriations	Allotments Received	Adjustments	Transfer To	Transfer From	Adjusted Total Allotments	1st Quarter Ending March 31	2nd Quarter Ending June 30	Total	Unreleased Appropriations	Unobligated Allotment	Unpaid Obligations	
															Due & Demandable	Not Yet Due & Demandable
<b>I. Agency Specific Budget</b>																
<b>General Administration and Support</b>																
<b>General Management and Supervision</b>																
PS		-	-	-	-	-	-	-	-	-	-	-	-	-	-	-
MOOE		-	-	-	-	-	-	-	-	-	-	-	-	-	-	-
CO		-	-	-	-	-	-	-	-	-	-	-	-	-	-	-
Total, GASS		-	-	-	-	-	-	-	-	-	-	-	-	-	-	-
<b>Support to Operations</b>																
<b>Monitoring &amp; Evaluation of BuB Projects</b>																
MOOE		-	128,581.00	128,581.00	-	-	-	128,581.00	128,581.00	11,900.00	67,035.91	78,935.91	-	49,645.09	-	-
Subtotal, M&E of BuB		-	128,581.00	128,581.00	-	-	-	128,581.00	128,581.00	11,900.00	67,035.91	78,935.91	-	49,645.09	-	-
<b>Total, Support to Operations</b>																
PS		-	-	-	-	-	-	-	-	-	-	-	-	-	-	-
MOOE		-	128,581.00	128,581.00	-	-	-	128,581.00	128,581.00	11,900.00	67,035.91	78,935.91	-	49,645.09	-	-
Total, STO		-	128,581.00	128,581.00	-	-	-	128,581.00	128,581.00	11,900.00	67,035.91	78,935.91	-	49,645.09	-	-
<b>Operations</b>																
<i>MFO 2: Employment Facilitation and Capacity Building Services</i>																
<b>A. Capacity Building Services</b>																
MOOE		26,156,608.87	4,729,509.75	30,886,118.62	26,156,608.87	-	-	4,729,509.75	30,886,118.62	13,734,783.46	2,354,152.64	16,088,936.10	-	14,797,182.52	-	-
Subtotal, Capacity		26,156,608.87	4,729,509.75	30,886,118.62	26,156,608.87	-	-	4,729,509.75	30,886,118.62	13,734,783.46	2,354,152.64	16,088,936.10	-	14,797,182.52	-	-
<b>DILP Regular</b>																
MOOE		9,886,785.53	-	9,886,785.53	9,886,785.53	-	-	-	9,886,785.53	7,889,356.00	1,144,442.50	9,033,798.50	-	852,987.03	-	-
Subtotal, DILP-Regular		9,886,785.53	-	9,886,785.53	9,886,785.53	-	-	-	9,886,785.53	7,889,356.00	1,144,442.50	9,033,798.50	-	852,987.03	-	-
<b>DILP BuB</b>																
MOOE		4,502,200.00	-	4,502,200.00	4,502,200.00	-	-	-	4,502,200.00	-	-	-	-	4,502,200.00	-	-
Subtotal, DILP-BuB		4,502,200.00	-	4,502,200.00	4,502,200.00	-	-	-	4,502,200.00	-	-	-	-	4,502,200.00	-	-
<b>Total DILP</b>																
MOOE		14,388,985.53	-	14,388,985.53	14,388,985.53	-	-	-	14,388,985.53	7,889,356.00	1,144,442.50	9,033,798.50	-	5,355,187.03	-	-
Total, DILP		14,388,985.53	-	14,388,985.53	14,388,985.53	-	-	-	14,388,985.53	7,889,356.00	1,144,442.50	9,033,798.50	-	5,355,187.03	-	-
<b>GIP/TUPAD</b>																
MOOE		-	4,729,509.75	4,729,509.75	-	-	-	4,729,509.75	4,729,509.75	3,865,025.00	185,443.13	4,050,468.13	-	679,041.62	-	-
Total, GIP/TUPAD		-	4,729,509.75	4,729,509.75	-	-	-	4,729,509.75	4,729,509.75	3,865,025.00	185,443.13	4,050,468.13	-	679,041.62	-	-
<b>SPES Regular</b>																
MOOE		11,517,623.34	-	11,517,623.34	11,517,623.34	-	-	-	11,517,623.34	1,980,402.46	1,024,267.01	3,004,669.47	-	8,512,953.87	-	-
Subtotal, SPES-Regular		11,517,623.34	-	11,517,623.34	11,517,623.34	-	-	-	11,517,623.34	1,980,402.46	1,024,267.01	3,004,669.47	-	8,512,953.87	-	-
<b>SPES BuB</b>																
MOOE		250,000.00	-	250,000.00	250,000.00	-	-	-	250,000.00	-	-	-	-	250,000.00	-	-
Subtotal, SPES-BuB		250,000.00	-	250,000.00	250,000.00	-	-	-	250,000.00	-	-	-	-	250,000.00	-	-
<b>Total, SPES</b>																
MOOE		11,767,623.34	-	11,767,623.34	11,767,623.34	-	-	-	11,767,623.34	1,980,402.46	1,024,267.01	3,004,669.47	-	8,762,953.87	-	-
Total, SPES		11,767,623.34	-	11,767,623.34	11,767,623.34	-	-	-	11,767,623.34	1,980,402.46	1,024,267.01	3,004,669.47	-	8,762,953.87	-	-
<b>B. Support Services for employment generation for the vulnerable sector to help them graduate into more productive remunerative, secured or more formal employment or livelihood</b>																
<b>Employment Facilitation</b>																
MOOE		-	214,451.09	214,451.09	-	-	-	214,451.09	214,451.09	151,737.00	6,000.00	157,737.00	-	56,714.09	-	-

SUMMARY OF APPROPRIATIONS, ALLOTMENTS, OBLIGATIONS, DISBURSEMENTS, AND BALANCES BY OBJECT OF EXPENDITURES  
As of June 30, 2016

Department : Labor and Employment  
 Agency : Office of the Secretary  
 Operating Unit : Region IV-B (MIMAROPA)  
 Organization Code (UACS) : 16-001-00-00017  
 Funding Source Code (as clustered) : 101101

	Current Year Appropriations
	Supplemental Appropriations
X	Continuing Appropriations


Particulars	UACS CODE	Appropriations			Allotments				Current Year Obligations			Unreleased Appropriations	Balances			
		Authorized Appropriation	Adjustments	Adjusted Appropriations	Allotments Received	Adjustments	Transfer To	Transfer From	Adjusted Total Allotments	1st Quarter Ending March 31	2nd Quarter Ending June 30		Total	Unobligated Allotment	Due & Demandable	Not Yet Due & Demandable
CO		-	-	-	-	-	-	-	-	-	-	-	-	-	-	-
Total, Employment Facilitation		-	214,451.09	214,451.09	-	-	-	214,451.09	214,451.09	151,737.00	6,000.00	157,737.00	-	56,714.09	-	-
PESO		-	-	-	-	-	-	-	-	-	-	-	-	-	-	-
MOOE		-	214,451.09	214,451.09	-	-	-	214,451.09	214,451.09	151,737.00	6,000.00	157,737.00	-	56,714.09	-	-
CO		-	-	-	-	-	-	-	-	-	-	-	-	-	-	-
Total, PESO		-	214,451.09	214,451.09	-	-	-	214,451.09	214,451.09	151,737.00	6,000.00	157,737.00	-	56,714.09	-	-
Subtotal, MFO 2																
MOOE		26,156,608.87	4,943,960.84	31,100,569.71	26,156,608.87	-	-	4,943,960.84	31,100,569.71	13,886,520.46	2,360,152.64	16,246,673.10	-	14,853,896.61	-	-
CO		-	-	-	-	-	-	-	-	-	-	-	-	-	-	-
Subtotal, MFO 2		26,156,608.87	4,943,960.84	31,100,569.71	26,156,608.87	-	-	4,943,960.84	31,100,569.71	13,886,520.46	2,360,152.64	16,246,673.10	-	14,853,896.61	-	-
MFO 3: Labor Force Welfare Services																
WODP																
MOOE		424,564.50	-	424,564.50	424,564.50	-	-	-	424,564.50	34,586.00	-	34,586.00	-	389,978.50	-	-
Total, WODP		424,564.50	-	424,564.50	424,564.50	-	-	-	424,564.50	34,586.00	-	34,586.00	-	389,978.50	-	-
Reintegration Program- Regular																
PS		-	-	-	-	-	-	-	-	-	-	-	-	-	-	-
MOOE		-	616,244.45	616,244.45	-	-	-	616,244.45	616,244.45	161,508.00	89,505.01	251,013.01	-	365,231.44	-	-
CO		-	-	-	-	-	-	-	-	-	-	-	-	-	-	-
Subtotal, Reintegration-Regular		-	616,244.45	616,244.45	-	-	-	616,244.45	616,244.45	161,508.00	89,505.01	251,013.01	-	365,231.44	-	-
Total, Reintegration Program																
PS		-	-	-	-	-	-	-	-	-	-	-	-	-	-	-
MOOE		-	616,244.45	616,244.45	-	-	-	616,244.45	616,244.45	161,508.00	89,505.01	251,013.01	-	365,231.44	-	-
CO		-	-	-	-	-	-	-	-	-	-	-	-	-	-	-
Total, Reintegration		-	616,244.45	616,244.45	-	-	-	616,244.45	616,244.45	161,508.00	89,505.01	251,013.01	-	365,231.44	-	-
Subtotal, MFO 3																
PS		-	-	-	-	-	-	-	-	-	-	-	-	-	-	-
MOOE		424,564.50	616,244.45	1,040,808.95	424,564.50	-	-	616,244.45	1,040,808.95	196,094.00	89,505.01	285,599.01	-	755,209.94	-	-
CO		-	-	-	-	-	-	-	-	-	-	-	-	-	-	-
Subtotal, MFO 3		424,564.50	616,244.45	1,040,808.95	424,564.50	-	-	616,244.45	1,040,808.95	196,094.00	89,505.01	285,599.01	-	755,209.94	-	-
Total, Operations																
PS		-	-	-	-	-	-	-	-	-	-	-	-	-	-	-
MOOE		26,581,173.37	5,560,205.29	32,141,378.66	26,581,173.37	-	-	5,560,205.29	32,141,378.66	14,082,614.46	2,449,657.65	16,532,272.11	-	15,609,106.55	-	-
CO		-	-	-	-	-	-	-	-	-	-	-	-	-	-	-
Total, Operations		26,581,173.37	5,560,205.29	32,141,378.66	26,581,173.37	-	-	5,560,205.29	32,141,378.66	14,082,614.46	2,449,657.65	16,532,272.11	-	15,609,106.55	-	-
Locally Funded Projects																
Skills Registry Project																
MOOE		486,753.50	-	486,753.50	486,753.50	-	-	-	486,753.50	1,945.00	63,000.00	64,945.00	-	421,808.50	-	-
CO		-	-	-	-	-	-	-	-	-	-	-	-	-	-	-
Total, SRP		486,753.50	-	486,753.50	486,753.50	-	-	-	486,753.50	1,945.00	63,000.00	64,945.00	-	421,808.50	-	-
Computerization Project																
MOOE		-	6,000.00	6,000.00	-	-	-	6,000.00	6,000.00	-	-	-	-	6,000.00	-	-
CO		-	-	-	-	-	-	-	-	-	-	-	-	-	-	-
Total, Computerization Project		-	6,000.00	6,000.00	-	-	-	6,000.00	6,000.00	-	-	-	-	6,000.00	-	-
Emergency Repatriation																
MOOE		-	-	-	-	-	-	-	-	-	-	-	-	-	-	-
Total, Repatriation		-	-	-	-	-	-	-	-	-	-	-	-	-	-	-


SUMMARY OF APPROPRIATIONS, ALLOTMENTS, OBLIGATIONS, DISBURSEMENTS, AND BALANCES BY OBJECT OF EXPENDITURES  
As of June 30, 2016


Department : Labor and Employment  
 Agency : Office of the Secretary  
 Operating Unit : Region IV-B (MIMAROPA)  
 Organization Code (UACS) : 16-001-00-00017  
 Funding Source Code (as clustered) : 101101


	Current Year Appropriations
	Supplemental Appropriations
X	Continuing Appropriations

Particulars	UACS CODE	Appropriations			Allotments				Current Year Obligations			Balances					
		Authorized Appropriation	Adjustments	Adjusted Appropriations	Allotments Received	Adjustments	Transfer To	Transfer From	Adjusted Total Allotments	1st Quarter Ending March 31	2nd Quarter Ending June 30	Total	Unreleased Appropriations	Unobligated Allotment	Unpaid Obligations		
															Due & Demandable	Not Yet Due & Demandable	
<b>Total, Locally Funded Projects</b>																	
MOOE		486,753.50	6,000.00	492,753.50	486,753.50	-	-	6,000.00	492,753.50	1,945.00	63,000.00	64,945.00	-	427,808.50	-	-	-
CO		-	-	-	-	-	-	-	-	-	-	-	-	-	-	-	-
<b>Total, LFP</b>		<b>486,753.50</b>	<b>6,000.00</b>	<b>492,753.50</b>	<b>486,753.50</b>	<b>-</b>	<b>-</b>	<b>6,000.00</b>	<b>492,753.50</b>	<b>1,945.00</b>	<b>63,000.00</b>	<b>64,945.00</b>	<b>-</b>	<b>427,808.50</b>	<b>-</b>	<b>-</b>	<b>-</b>
<b>Total, Agency Specific Budget</b>																	
PS		-	-	-	-	-	-	-	-	-	-	-	-	-	-	-	-
MOOE		27,067,926.87	5,694,786.29	32,762,713.16	27,067,926.87	-	-	5,694,786.29	32,762,713.16	14,096,459.46	2,579,693.56	16,676,153.02	-	16,086,560.14	-	-	-
CO		-	-	-	-	-	-	-	-	-	-	-	-	-	-	-	-
<b>Total, Agency Specific Budget</b>		<b>27,067,926.87</b>	<b>5,694,786.29</b>	<b>32,762,713.16</b>	<b>27,067,926.87</b>	<b>-</b>	<b>-</b>	<b>5,694,786.29</b>	<b>32,762,713.16</b>	<b>14,096,459.46</b>	<b>2,579,693.56</b>	<b>16,676,153.02</b>	<b>-</b>	<b>16,086,560.14</b>	<b>-</b>	<b>-</b>	<b>-</b>
<b>Grandtotal</b>																	
PS		-	-	-	-	-	-	-	-	-	-	-	-	-	-	-	-
MOOE		27,067,926.87	5,694,786.29	32,762,713.16	27,067,926.87	-	-	5,694,786.29	32,762,713.16	14,096,459.46	2,579,693.56	16,676,153.02	-	16,086,560.14	-	-	-
CO		-	-	-	-	-	-	-	-	-	-	-	-	-	-	-	-
Sub-total		27,067,926.87	5,694,786.29	32,762,713.16	27,067,926.87	-	-	5,694,786.29	32,762,713.16	14,096,459.46	2,579,693.56	16,676,153.02	-	16,086,560.14	-	-	-
RLIP		-	-	-	-	-	-	-	-	-	-	-	-	-	-	-	-
<b>TOTAL, FAR1</b>		<b>27,067,926.87</b>	<b>5,694,786.29</b>	<b>32,762,713.16</b>	<b>27,067,926.87</b>	<b>-</b>	<b>-</b>	<b>5,694,786.29</b>	<b>32,762,713.16</b>	<b>14,096,459.46</b>	<b>2,579,693.56</b>	<b>16,676,153.02</b>	<b>-</b>	<b>16,086,560.14</b>	<b>-</b>	<b>-</b>	<b>-</b>

Prepared by:  
  
 EDDARIZ S. SANLELOS  
 Budget Officer Designate

Certified Correct  
  
 MARYGRACE A. YAMBABO  
 Accountant Designate

Recommending Approval:  
  
 LUIS B. EVANGELISTA  
 Chief, IMSD

Approved By:  
  
 ATTY. ALVIN M. VILLAMOR  
 OIC Regional Director