


List of Allotments and Sub-Allotments
as of March 2015


Department : Labor and Employment
 Agency : Office of the Secretary
 Operating Unit : Regional Office No. IV-B
 Organization Code (UACS) : 16-001-03-00017
 Funding Source Code (as clustered) : 101101, 104354


	Current Year Appropriations
X	Continuing Appropriations
	Supplemental Appropriations

No.	Allotments / Sub-Allotments		Funding Source		Allotments / Sub-Allotments received from COs / ROs				Sub-Allotment to Regions/Operating Units				Total Allotments / Net of Sub-allotments			
	Number	Date	Description	UACS	PS	MOOE	CO	Total	PS	MOOE	CO	Total	PS	MOOE	CO	Total
1	2	3	4	5	6	7	8	9=(6+7+8)	10	11	12	13=(10+11+12)	14 = (6+10)	15 = (7+11)	16 = (8 + 12)	17=(14+15+16)
A. Allotments received from DBM																
1	Comprehensive Release per Annex A		Budget	1 01 101	-	3,344,252	34	3,344,286				-	-	3,344,252	34	3,344,286
2	GARO No. (RLIP)		Automatic Appro.	1 04 102	-			-				-	-	-	-	-
	SARO Releases			1 01 406	-	-	-	-	-	-	-	-	-	-	-	-
	MPBF-PS Deficiency (Regular)				-	-	-	-	-	-	-	-	-	-	-	-
3	MPBF-PS Deficiency (RLIP)			1 01 406	-	-	-	-	-	-	-	-	-	-	-	-
4	PGF-PS (Terminal Benefits)			1 01 406	-	-	-	-	-	-	-	-	-	-	-	-
5	Productivity Enhancement Incentive			1 01 406	-	-	-	-	-	-	-	-	-	-	-	-
15	Monetization			1 01 406	-	-	-	-	-	-	-	-	-	-	-	-
16	GIP			1 01 406	-	-	-	-	-	-	-	-	-	-	-	-
17	TUPAD			1 01 406	-	-	-	-	-	-	-	-	-	-	-	-
18	Rehabilitation & Recovery Program			1 01 406	-	-	-	-	-	-	-	-	-	-	-	-
21				1 01 406	-	-	-	-	-	-	-	-	-	-	-	-
	Sub-total, Allotments from DBM				-	3,344,252	34	3,344,286	-	-	-	-	-	3,344,252	34	3,344,286
B. Sub-allotments received from Central Office/Regional Office																
	BLE				-	46,474	-	46,474	-	-	-	-	-	46,474	-	46,474
1				1 01 101		12,881		12,881						12,881		12,881
2				1 01 101		33,593		33,593						33,593		33,593
	BuB				-	180,444	-	180,444	-	-	-	-	-	180,444	-	180,444
1				1 01 101		180,444		180,444						180,444		180,444
	BWSC				-	237,527	-	237,527	-	-	-	-	-	237,527	-	237,527
1				1 01 101		237,527		237,527						237,527		237,527
	GIP				-	2,107,695	-	2,107,695	-	-	-	-	-	2,107,695	-	2,107,695
1				1 01 101		2,006,366		2,006,366						2,006,366		2,006,366
2				1 01 101		101,329		101,329						101,329		101,329
	IT/Computerization Program				-	940	4,300	5,240	-	-	-	-	-	940	4,300	5,240
1				1 01 101		940	4,300	5,240						940	4,300	5,240
	PESO				-	413,621	-	413,621	-	-	-	-	-	413,621	-	413,621
1				1 01 101		5,492		5,492						5,492		5,492
2				1 01 101		79,720		79,720						79,720		79,720
3				1 01 101		73,600		73,600						73,600		73,600
4				1 01 101		132,461		132,461						132,461		132,461
5				1 01 101		122,348		122,348						122,348		122,348
	Reintegration Program				-	341,452	-	341,452	-	-	-	-	-	341,452	-	341,452
1				1 01 101		70,000		70,000						70,000		70,000
2				1 01 101		4,463		4,463						4,463		4,463
3				1 01 101		25,318		25,318						25,318		25,318
4				1 01 101		16,732		16,732						16,732		16,732
5				1 01 101		5,135		5,135						5,135		5,135
6				1 01 101		219,804		219,804						219,804		219,804
	TUPAD				-	11,150	-	11,150	-	-	-	-	-	11,150	-	11,150
1				1 01 101		11,150		11,150						11,150		11,150
	Sub-total, sub-allotments				-	3,339,302	4,300	3,343,602	-	-	-	-	-	3,339,302	4,300	3,343,602
	Total Allotments				-	6,683,554.30	4,334.00	6,687,888.30	-	-	-	-	-	6,683,554.30	4,334.00	6,687,888.30

No.	Allotments / Sub-Allotments		Funding Source		Allotments / Sub-Allotments received from COs / ROs				Sub-Allotment to Regions/Operating Units				Total Allotments / Net of Sub-allotments			
	Number	Date	Description	UACS	PS	MOOE	CO	Total	PS	MOOE	CO	Total	PS	MOOE	CO	Total
1	2	3	4	5	6	7	8	9=(6+7+8)	10	11	12	13=(10+11+12)	14 = (6+10)	15 = (7+11)	16 = (8 + 12)	17=(14+15+16)
Summary by Funding Source Code:																
	Agency Specific Budget	1 01 101			-	3,344,252.46	34.00	3,344,286.46	-	-	-	-	-	3,344,252.46	34.00	3,344,286.46
	Sub-allotments	1 01 101			-	3,339,301.84	4,300.00	3,343,601.84	-	-	-	-	-	3,339,301.84	4,300.00	3,343,601.84
	Sub-	1 01 101			-	6,683,554.30	4,334.00	6,687,888.30	-	-	-	-	-	6,683,554.30	4,334.00	6,687,888.30
	RLIP	1 04 102			-	-	-	-	-	-	-	-	-	-	-	-
	SARO Releases	1 01 406			-	-	-	-	-	-	-	-	-	-	-	-
	Grandtotal				-	6,683,554.30	4,334.00	6,687,888.30	-	-	-	-	-	6,683,554.30	4,334.00	6,687,888.30

Prepared by:

EDDALUZ P. NUBLOS
 Budget Officer Designate

Certified Correct:

MARY GRACE U. ARCAYOS
 Accountant

Approved by:

TEODORO T. DELSON
 OIC Regional Director