





**STATEMENT OF APPROVED BUDGET, UTILIZATIONS, DISBURSEMENTS AND BALANCES**  
As of the December 2014

Department : Department of Labor and Employment  
 Agency : Office of the Secretary  
 Operating Unit : Regional Office No. IV-B  
 Organization Code (UACS) : 16-001-03-00017  
 Funding Source Code (as clustered) : 101101

Particulars	UACS CODE	Approved Budget			Budget Utilization					Disbursements					BALANCES		
		Approved Budgeted Revenue	Adjustments (Additions, Reductions, Realignment)	Adjusted Budgeted Revenue	1st Quarter	2nd Quarter	3rd Quarter	4th Quarter	Total	1st Quarter	2nd Quarter	3rd Quarter	4th Quarter	Total	Unutilized Budget	Unpaid Utilizations (10-15) = (17+18)	
					Ending March 31	Ending June 30	Ending Sept. 30	Ending Dec. 31		Ending March 31	Ending June 30	Ending Sept. 30	Ending Dec. 31			Due and Demandable / Accounts Payable	Not Yet Due and Demandable
1	2	3	4	5=[3+(-)4]	6	7	8	9	10=(6+7+8+9)	11	12	13	14	15=(11+12+13+14)	16=(5-10)	17	18
<b>I. Agency Approved Budget</b>																	
<b>General Administration and Support</b>																	
General Administration and Supervision																	
PAP																	
PS		18,039,000		18,039,000	4,082,075	4,685,719	4,089,738	4,868,556	17,726,088	4,082,075	4,685,719	4,089,738	4,868,556	17,726,088	312,912		
MOOE		2,190,000		2,190,000	1,331,466	783,506	13,909	10,569	2,139,450	1,331,466	783,506	13,909	10,569	2,139,450	50,550		
Fin Exp.(if applicable)				-	35,350	15,000	7,250	200	57,800	35,350	15,000	7,250	200	57,800	(57,800)		
CO		2,000,000		2,000,000	-	-	-	-	-	-	-	-	-	-	2,000,000		
<b>Support to Operations</b>																	
PAP																	
PS																	
MOOE																	
CO																	
<b>Operations</b>																	
MFO 1 - [MFO Description]																	
PAP																	
PS																	
MOOE																	
CO																	
MFO 2 - EMPLOYMENT TRAINING SERVICES																	
PAP																	
PS																	
MOOE		56,106,000		56,106,000	16,316,364	6,531,637	12,397,763	18,926,785	54,172,549	1,997,840	10,122,461	19,204,232	22,357,919	53,682,452	1,933,451		
Fin Exp.(if applicable)				-	-	-	-	-	-	-	-	-	-	-	-		
CO				-	-	-	-	-	-	-	-	-	-	-	-		
MFO 3 - LABOR FORCE WELFARE SERVICES																	
PAP																	
PS																	
MOOE		1,150,000		1,150,000	51,873	54,192	396,363	647,423	1,149,851	51,873	54,192	396,363	647,423	1,149,851	149		
Fin Exp.(if applicable)				-	-	-	-	-	-	-	-	-	-	-	-		
CO				-	-	-	-	-	-	-	-	-	-	-	-		
MFO 4 - EMPLOYMENT REGULATION SERVICES																	
PAP																	
PS		1,325,000		1,325,000	98,917	112,800	99,017	501,199	811,933	98,917	112,800	99,017	501,199	811,933	513,067		
MOOE		4,015,000		4,015,000	480,474	1,145,280	2,009,857	372,389	4,008,000	480,474	1,145,280	2,009,177	373,069	4,008,000	7,000		
Fin Exp.(if applicable)				-	-	-	-	-	-	-	-	-	-	-	-		
CO				-	-	-	-	-	-	-	-	-	-	-	-		
<b>PROJECTS</b>																	
<b>LOCALLY FUNDED PROJECTS</b>																	
PS																	
MOOE		1,262,000		1,262,000	110,852	81,256	203,631	797,360	1,193,099	110,852	81,256	203,631	539,760	935,499	68,901		
Fin Exp.(if applicable)				-	-	-	-	-	-	-	-	-	-	-	-		
CO				-	-	-	-	-	-	-	-	-	-	-	-		
<b>IMPLEMENTATION OF VARIOUS BUB PROJECTS</b>																	
PS																	
MOOE		1,342,000		1,342,000	-	-	-	-	-	-	-	-	-	-	1,342,000		
Fin Exp.(if applicable)				-	-	-	-	-	-	-	-	-	-	-	-		

Particulars	UACS CODE	Approved Budget			Budget Utilization					Disbursements					BALANCES		
		Approved Budgeted Revenue	Adjustments (Additions, Reductions, Realignment)	Adjusted Budgeted Revenue	1st Quarter	2nd Quarter	3rd Quarter	4th Quarter	Total	1st Quarter	2nd Quarter	3rd Quarter	4th Quarter	Total	Unutilized Budget	Unpaid Utilizations (10-15) = (17+18)	
					Ending March 31	Ending June 30	Ending Sept. 30	Ending Dec. 31		Ending March 31	Ending June 30	Ending Sept. 30	Ending Dec. 31			Due and Demandable / Accounts Payable	Not Yet Due and Demandable
CO																	
GRAND TOTAL																	
PS		19,364,000	-	19,364,000	4,180,992	4,798,519	4,188,755	5,369,755	18,538,021	4,180,992	4,798,519	4,188,755	5,369,755	18,538,021	825,979	-	-
MOOE		66,065,000	-	66,065,000	18,291,029	8,595,871	15,021,523	20,754,526	62,662,949	3,972,505	12,186,695	21,827,312	23,928,740	61,915,252	3,402,051	-	-
CO		2,000,000	-	2,000,000	-	-	-	-	-	-	-	-	-	-	2,000,000	-	-
Recapitulation by MFO:																	
MFO 1		56,106,000	-	56,106,000	16,316,364	6,531,637	12,397,763	18,926,785	54,172,549	1,997,840	10,122,461	19,204,232	22,357,919	53,682,452	1,933,451	-	-
MFO 2		1,150,000	-	1,150,000	51,873	54,192	396,363	647,423	1,149,851	51,873	54,192	396,363	647,423	1,149,851	149	-	-
MFO 3		5,340,000	-	5,340,000	579,391	1,258,080	2,108,874	873,588	4,819,933	579,391	1,258,080	2,108,194	874,268	4,819,933	520,067	-	-
MFO 4																	
OF WHICH:																	
Major Programs/Projects																	
KRA No. 1 - Anti-Corruption, Transparent, Accountable and Participatory Governance																	
Program Budgeting:																	
MPP																	
Other Major Programs and Projects and monitored by the President through PMS																	
PAP																	
...continue down to the last PAP																	
...continue down to the last Program Budgeting																	
...continue down to the last KRA																	
Certified Correct:		Certified Correct:			Recommending Approval:					Approved By:							
 EDDALUZ P. ANGELOS Budget Officer		 MARYGRACE U. ARCAYOS Chief Accountant			 RODERICK F. JAMACAY Chief, WSD					 GUIDO R. RECIO OIC, Assistant Regional Director							