

MONTHLY REPORT OF DISBURSEMENTS  
For the month of March 2015

Department : DEPARTMENT OF LABOR AND EMPLOYMENT  
 Agency : Office of the Secretary  
 Operating Unit : Regional Office No. IV-B  
 Organization Code (UACS) :160010300017  
 Funding Source Code (as clustered) :01101101

| PARTICULARS                            | CURRENT YEAR BUDGET |                      |          |    |                      | PRIOR YEAR'S BUDGET |   |   |                                |        |    |      | SUB-TOTAL | TRUST LIABILITIES |            |                      |    | GRAND TOTAL |    |               |                   |                      | Remarks |       |                  |                      |           |
|--|---------------------|----------------------|----------|----|----------------------|---------------------|---|---|--------------------------------|--------|----|------|-----------|-------------------|------------|----------------------|----|-------------|----|---------------|-------------------|----------------------|---------|-------|------------------|----------------------|-----------|
|  | PS                  | MOOE                 | Fin. Exp | CO | TOTAL                | PRIOR YEAR'S BUDGET |   |   | CURRENT YEAR'S ACCOUNT PAYABLE |        |    |      |           | TOTAL             | PS         | MOOE                 | CO | TOTAL       | PS | MOOE          | Fin. Exp          | CO                   |         | TOTAL |                  |                      |           |
|  |                     |                      |          |    |                      | P                   | M | F | C                              | Sub-To | PS | MOOE |           |                   |            |                      |    |             |    |               |                   |                      |         |       | Fi               | C                    | Sub-Total |
| 1                                      | 2                   | 3                    | 4        | 5  | 6=(2+3+4+5)          | 7                   | 8 | 9 | 11=(7+8+9+10)                  | 12     | 13 | 14   | 15        | 16=(12+13+14+15)  | 17=(11+16) | 18=(6+17)            | 19 | 20          | 21 | 22=(19+20+21) | 23                | 24                   | 25      | 26    | 27=(23+24+25+26) | 28                   |           |
| Notice of Cash Allocation (NCA)        |                     |                      |          |    |                      |                     |   |   |                                |        |    |      |           |                   |            |                      |    |             |    |               |                   |                      |         |       |                  |                      |           |
| MDS Checks Issued                      | 722,214.82          | 12,933,700.49        |          |    | 13,655,915.31        |                     |   |   |                                |        |    |      |           |                   |            | 13,655,915.31        |    |             |    |               | 722,214.82        | 12,933,700.49        |         |       |                  | 13,655,915.31        |           |
| LDDAP-ADA                              |                     |                      |          |    |                      |                     |   |   |                                |        |    |      |           |                   |            |                      |    |             |    |               |                   |                      |         |       |                  |                      |           |
| Advice to Debit Account (ADA)          |                     |                      |          |    |                      |                     |   |   |                                |        |    |      |           |                   |            |                      |    |             |    |               |                   |                      |         |       |                  |                      |           |
| Notice of Transfer of Allocation (NTA) |                     | 2,628,582.90         |          |    | 2,628,582.90         |                     |   |   |                                |        |    |      |           |                   |            | 2,628,582.90         |    |             |    |               |                   | 2,628,582.90         |         |       |                  | 2,628,582.90         |           |
| Working Fund (NCS Issued to BTr)       |                     |                      |          |    |                      |                     |   |   |                                |        |    |      |           |                   |            |                      |    |             |    |               |                   |                      |         |       |                  |                      |           |
| Tax Remittance Advices Issued (TRA)    | 141,272.70          | 41,348.12            |          |    | 182,620.82           |                     |   |   |                                |        |    |      |           |                   |            | 182,620.82           |    |             |    |               | 141,272.70        | 41,348.12            |         |       |                  | 182,620.82           |           |
| Cash Disbursement Ceiling (CDC)        |                     |                      |          |    |                      |                     |   |   |                                |        |    |      |           |                   |            |                      |    |             |    |               |                   |                      |         |       |                  |                      |           |
| Non-Cash Availment Authority (NCAA)    |                     |                      |          |    |                      |                     |   |   |                                |        |    |      |           |                   |            |                      |    |             |    |               |                   |                      |         |       |                  |                      |           |
| Others(CDT, BTr Docs Stamp, etc.)      |                     |                      |          |    |                      |                     |   |   |                                |        |    |      |           |                   |            |                      |    |             |    |               |                   |                      |         |       |                  |                      |           |
| <b>Total</b>                           | <b>863,487.52</b>   | <b>15,603,631.51</b> |          |    | <b>16,467,119.03</b> |                     |   |   |                                |        |    |      |           |                   |            | <b>16,467,119.03</b> |    |             |    |               | <b>863,487.52</b> | <b>15,603,631.51</b> |         |       |                  | <b>16,467,119.03</b> |           |


| SUMMARY:   | Previous Report | This Month     | As of Date    | Total Disbursements Program | Previous Report | This Month     | As of Date    |
|--|-----------------|----------------|---------------|-----------------------------|-----------------|----------------|---------------|
|  | Feb             | Mar            | Mar           |                             | Feb             | Mar            | Mar           |
| Total Disbursement Authorities Received            | 15,814,313.17   | 7,913,620.82   | 23,727,933.99 | Total Disbursements Program | 15,828,177.17   | 10,542,203.72  | 26,370,380.89 |
| NCA  | 15,458,000.00   | 7,731,000.00   | 23,189,000.00 | Less: *Actual Disbursements | 4,858,923.35    | 16,467,119.03  | 21,326,042.38 |
| Working Fund                                       |                 |                |               | (Over)/Under spending       | 10,969,253.82   | (5,924,915.31) | 5,044,338.51  |
| TRA  | 356,313.17      | 182,620.82     | 538,933.99    |                             |                 |                |               |
| CDC  |                 |                |               |                             |                 |                |               |
| NCAA   |                 |                |               |                             |                 |                |               |
| Others (CDT, BTr Docs Stamp, etc)                  |                 |                |               |                             |                 |                |               |
| Add: Notice of Transfer Allocations (NTA)          |                 |                |               |                             |                 |                |               |
| Received from Central Office                       | 13,864.00       | 2,628,582.90   | 2,642,446.90  |                             |                 |                |               |
| Total Disbursement Authorities Available           | 15,828,177.17   | 10,542,203.72  | 26,370,380.89 |                             |                 |                |               |
| Less: Lapsed NCA                                   |                 |                |               |                             |                 |                |               |
| *Disbursements                                     | 4,858,923.35    | 16,467,119.03  | 21,326,042.38 |                             |                 |                |               |
| Balance of Disbursements Authorities as of to date | 10,969,253.82   | (5,924,915.31) | 5,044,338.51  |                             |                 |                |               |

Notes: The use of NTA is discouraged  
\*Amount should tally

Certified Correct:

MARYGRACE U. ARCAYOS  
Accountant  
Date: April 7, 2015

Approved by:

  
TEODORO T. DELSON  
OIC- Regional Director  
Date: April 7, 2015

MONTHLY REPORT OF DISBURSEMENTS  
For the month of February 2015  
As Revised

Department : DEPARTMENT OF LABOR AND EMPLOYMENT  
Agency : Office of the Secretary  
Operating Unit : Regional Office No. IV-B  
Organization Code (UACS) :160010300017  
Funding Source Code (as clustered) :01101101

| PARTICULARS                            | CURRENT YEAR BUDGET |                   |          |    |                     | PRIOR YEAR'S BUDGET  |   |   |                                |                   |    |      | SUB-TOTAL | TRUST LIABILITIES |                      |              |             | GRAND TOTAL |    |      |                  |    | Remarks |       |     |                      |           |  |
|--|---------------------|-------------------|----------|----|---------------------|----------------------|---|---|--------------------------------|-------------------|----|------|-----------|-------------------|----------------------|--------------|-------------|-------------|----|------|------------------|----|---------|-------|-----|----------------------|-----------|--|
|  | PS                  | MOOE              | Fin. Exp | CO | TOTAL               | PRIOR YEAR'S BALANCE |   |   | CURRENT YEAR'S ACCOUNT PAYABLE |                   |    |      |           | TOTAL             | PS                   | MOOE         | CO          | TOTAL       | PS | MOOE | Fin. Exp         | CO |         | TOTAL |     |                      |           |  |
|  |                     |                   |          |    |                     | P                    | M | F | C                              | Sub-Total         | PS | MOOE |           |                   |                      |              |             |             |    |      |                  |    |         |       | Fin | CC                   | Sub-Total |  |
| 1                                      | 2                   | 3                 | 4        | 5  | 6= (2+ 3+ 4+ 5)     | 7                    | 8 | 9 | 10                             | 11= (7+ 8+ 9+ 10) | 12 | 13   | 14        | 15                | 16= (12+ 13+ 14+ 15) | 17= (11+ 16) | 18= (6+ 17) | 19          | 20 | 21   | 22= (19+ 20+ 21) | 23 | 24      | 25    | 26  | 27= (23+ 24+ 25+ 26) | 28        |  |
| Notice of Cash Allocation (NCA)        |                     |                   |          |    | -                   |                      |   |   |                                | -                 |    |      |           |                   | -                    |              |             |             |    |      |                  |    |         |       |     |                      |           |  |
| MDS Checks Issued                      | 1,758,838.76        | 879,266.35        |          |    | 2,638,105.11        |                      |   |   |                                |                   |    |      |           |                   |                      |              |             |             |    |      |                  |    |         |       |     |                      |           |  |
| LDDAP-ADA                              |                     |                   |          |    |                     |                      |   |   |                                |                   |    |      |           |                   |                      |              |             |             |    |      |                  |    |         |       |     |                      |           |  |
| Advice to Debit Account (ADA)          |                     |                   |          |    |                     |                      |   |   |                                |                   |    |      |           |                   |                      |              |             |             |    |      |                  |    |         |       |     |                      |           |  |
| Notice of Transfer of Allocation (NTA) |                     | 13,864.00         |          |    | 13,864.00           |                      |   |   |                                |                   |    |      |           |                   |                      |              |             |             |    |      |                  |    |         |       |     |                      |           |  |
| Working Fund (NCS Issued to BTr)       |                     |                   |          |    |                     |                      |   |   |                                |                   |    |      |           |                   |                      |              |             |             |    |      |                  |    |         |       |     |                      |           |  |
| Tax Remittance Advices Issued (TRA)    | 155,191.28          | 25,364.16         |          |    | 180,555.44          |                      |   |   |                                |                   |    |      |           |                   |                      |              |             |             |    |      |                  |    |         |       |     |                      |           |  |
| Cash Disbursement Ceiling (CDC)        |                     |                   |          |    |                     |                      |   |   |                                |                   |    |      |           |                   |                      |              |             |             |    |      |                  |    |         |       |     |                      |           |  |
| Non-Cash Availment Authority (NCAA)    |                     |                   |          |    |                     |                      |   |   |                                |                   |    |      |           |                   |                      |              |             |             |    |      |                  |    |         |       |     |                      |           |  |
| Others(CDT, BTr Docs Stamp, etc.)      |                     |                   |          |    |                     |                      |   |   |                                |                   |    |      |           |                   |                      |              |             |             |    |      |                  |    |         |       |     |                      |           |  |
| <b>Total</b>                           | <b>1,914,030.04</b> | <b>918,494.51</b> |          |    | <b>2,832,524.55</b> |                      |   |   |                                |                   |    |      |           |                   |                      |              |             |             |    |      |                  |    |         |       |     |                      |           |  |


| SUMMARY:  | Previous Report |              | This Month |     | As of Date    |     | Total Disbursements Program<br>Less: *Actual Disbursements<br>(Over)/Under spending | Previous Report |              | This Month |     | As of Date    |     |
|---|-----------------|--------------|------------|-----|---------------|-----|---|-----------------|--------------|------------|-----|---------------|-----|
|   | Jan             | Feb          | Jan        | Feb | Jan           | Feb |   | Jan             | Feb          | Jan        | Feb | Jan           | Feb |
| Total Disbursement Authorities Received                                   | 7,903,757.73    | 7,910,555.44 |            |     | 15,814,313.17 |     |   | 7,903,757.73    | 7,924,419.44 |            |     | 15,828,177.17 |     |
| NCA   | 7,728,000.00    | 7,730,000.00 |            |     | 15,458,000.00 |     |   | 7,728,000.00    | 7,730,000.00 |            |     | 15,458,000.00 |     |
| Working Fund  |                 |              |            |     |               |     |   |                 |              |            |     |               |     |
| TRA   | 175,757.73      | 180,555.44   |            |     | 356,313.17    |     |   | 175,757.73      | 180,555.44   |            |     | 356,313.17    |     |
| CDC   |                 |              |            |     |               |     |   |                 |              |            |     |               |     |
| NCAA  |                 |              |            |     |               |     |   |                 |              |            |     |               |     |
| Others (CDT, BTr Docs Stamp, etc)   |                 |              |            |     |               |     |   |                 |              |            |     |               |     |
| Add: Notice of Transfer Allocations (NTA)<br>Received from Central Office |                 | 13,864.00    |            |     | 13,864.00     |     |   |                 | 13,864.00    |            |     | 13,864.00     |     |
| Total Disbursement Authorities Available                                  | 7,903,757.73    | 7,924,419.44 |            |     | 15,828,177.17 |     |   | 7,903,757.73    | 7,924,419.44 |            |     | 15,828,177.17 |     |
| Less: Lapsed NCA  |                 |              |            |     |               |     |   |                 |              |            |     |               |     |
| *Disbursements  | 2,026,398.80    | 2,832,524.55 |            |     | 4,858,923.35  |     |   | 2,026,398.80    | 2,832,524.55 |            |     | 4,858,923.35  |     |
| Balance of Disbursements Authorities as of to date:                       | 5,877,358.93    | 5,091,894.89 |            |     | 10,969,253.82 |     |   | 5,877,358.93    | 5,091,894.89 |            |     | 10,969,253.82 |     |

Notes: The use of NTA is discouraged  
\*Amount should tally

Certified Correct:

**MARYGRACE U. ARCAYOS**  
Accountant  
Date: March 3, 2015

Approved by:

  
**GUIDO R. RECIO**  
OIC- Asst. Regional Director  
Date: March 3, 2015


MONTHLY REPORT OF DISBURSEMENTS  
For the month of January 2015  
As Revised


Department : DEPARTMENT OF LABOR AND EMPLOYMENT  
Agency : Office of the Secretary  
Operating Unit : Regional Office No. IV-B  
Organization Code (UACS) :160010300017  
Funding Source Code (as clustered) :01101101

| PARTICULARS                            | CURRENT YEAR BUDGET |                   |          |    |                     | PRIOR YEAR'S BUDGET          |   |   |    |                   |                                |    |    |    |                      | SUB-TOTAL    | TRUST LIABILITIES |      |    |       | GRAND TOTAL      |      |          |    |       | Remarks              |    |   |
|--|---------------------|-------------------|----------|----|---------------------|------------------------------|---|---|----|-------------------|--------------------------------|----|----|----|----------------------|--------------|-------------------|------|----|-------|------------------|------|----------|----|-------|----------------------|----|---|
|  | PS                  | MOOE              | Fin. Exp | CO | TOTAL               | PRIOR YEAR'S ACCOUNT PAYABLE |   |   |    |                   | CURRENT YEAR'S ACCOUNT PAYABLE |    |    |    |                      |              | PS                | MOOE | CO | TOTAL | PS               | MOOE | Fin. Exp | CO | TOTAL |                      |    |   |
|  |                     |                   |          |    |                     | P                            | M | F | C  | Sub-Total         | P                              | M  | F  | C  | Sub-Total            |              |                   |      |    |       |                  |      |          |    |       |                      | P  | M |
| 1                                      | 2                   | 3                 | 4        | 5  | 6= (2+ 3+ 4+ 5)     | 7                            | 8 | 9 | 10 | 11= (7+ 8+ 9+ 10) | 12                             | 13 | 14 | 15 | 16= (12+ 13+ 14+ 15) | 17= (11+ 16) | 18= (6+ 17)       | 19   | 20 | 21    | 22= (19+ 20+ 21) | 23   | 24       | 25 | 26    | 27= (23+ 24+ 25+ 26) | 28 |   |
| Notice of Cash Allocation (NCA)        |                     |                   |          |    | -                   |                              |   |   |    | -                 |                                |    |    |    | -                    |              |                   |      |    |       |                  |      |          |    |       |                      |    |   |
| MDS Checks Issued                      | 1,168,350.31        | 682,290.76        |          |    | 1,850,641.07        |                              |   |   |    |                   |                                |    |    |    |                      |              |                   |      |    |       |                  |      |          |    |       |                      |    |   |
| LDDAP-ADA                              |                     |                   |          |    | -                   |                              |   |   |    |                   |                                |    |    |    |                      |              |                   |      |    |       |                  |      |          |    |       |                      |    |   |
| Advice to Debit Account (ADA)          |                     |                   |          |    | -                   |                              |   |   |    |                   |                                |    |    |    |                      |              |                   |      |    |       |                  |      |          |    |       |                      |    |   |
| Notice of Transfer of Allocation (NTA) |                     |                   |          |    | -                   |                              |   |   |    |                   |                                |    |    |    |                      |              |                   |      |    |       |                  |      |          |    |       |                      |    |   |
| Working Fund (NCS Issued to BTr)       |                     |                   |          |    | -                   |                              |   |   |    |                   |                                |    |    |    |                      |              |                   |      |    |       |                  |      |          |    |       |                      |    |   |
| Tax Remittance Advices Issued (TRA)    | 154,153.12          | 21,604.61         |          |    | 175,757.73          |                              |   |   |    |                   |                                |    |    |    |                      |              |                   |      |    |       |                  |      |          |    |       |                      |    |   |
| Cash Disbursement Ceiling (CDC)        |                     |                   |          |    | -                   |                              |   |   |    |                   |                                |    |    |    |                      |              |                   |      |    |       |                  |      |          |    |       |                      |    |   |
| Non-Cash Availment Authority (NCAA)    |                     |                   |          |    | -                   |                              |   |   |    |                   |                                |    |    |    |                      |              |                   |      |    |       |                  |      |          |    |       |                      |    |   |
| Others(CDT, BTr Docs Stamp, etc.)      |                     |                   |          |    | -                   |                              |   |   |    |                   |                                |    |    |    |                      |              |                   |      |    |       |                  |      |          |    |       |                      |    |   |
| <b>Total</b>                           | <b>1,322,503.43</b> | <b>703,895.37</b> |          |    | <b>2,026,398.80</b> |                              |   |   |    |                   |                                |    |    |    |                      |              |                   |      |    |       |                  |      |          |    |       |                      |    |   |

| SUMMARY:   | Previous Report | This Month   | As of Date   | Total Disbursements Program<br>Less: *Actual Disbursements<br>(Over)/Under spending | Previous Report | This Month   | As of Date   |
|--|-----------------|--------------|--------------|---|-----------------|--------------|--------------|
|  |                 | Jan          | Jan          |   |                 | Jan          | Jan          |
| Total Disbursement Authorities Received                                | -               | 7,903,757.73 | 7,903,757.73 |   | -               | 7,903,757.73 | 7,903,757.73 |
| NCA  | -               | 7,728,000.00 | 7,728,000.00 |   | -               | 2,026,398.80 | 2,026,398.80 |
| Working Fund   |                 |              |              |   |                 |              |              |
| TRA  | -               | 175,757.73   | 175,757.73   |   |                 |              |              |
| CDC  |                 |              |              |   |                 |              |              |
| NCAA   |                 |              |              |   |                 |              |              |
| Others (CDT, BTr Docs Stamp, etc)                                      |                 |              |              |   |                 |              |              |
| Add: Notice of Transfer Allocations (NTA) Received from Central Office |                 |              |              |   |                 |              |              |
| Total Disbursement Authorities Available                               | -               | 7,903,757.73 | 7,903,757.73 |   | -               | 5,877,358.93 | 5,877,358.93 |
| Less: Lapsed NCA   |                 |              |              |   |                 |              |              |
| *Disbursements   | -               | 2,026,398.80 | 2,026,398.80 |   |                 |              |              |
| Balance of Disbursements Authorities as of to date                     | -               | 5,877,358.93 | 5,877,358.93 |   |                 |              |              |

Notes: The use of NTA is discouraged  
\*Amount should tally

Certified Correct:  
  
  
**MARYGRACE U. ARCAYOS**  
 Accountant  
 Date: February 27, 2015

Approved by:  
  
**GUIDO R. RECIO**  
 OIC- Asst. Regional Director  
 Date: February 27, 2015