

MONTHLY REPORT OF DISBURSEMENTS
For the month of October 2014

Department : DEPARTMENT OF LABOR AND EMPLOYMENT
Agency : Office of the Secretary
Operating Unit : Regional Office No. IV-B
Organization Code (UACS) :
Funding Source Code (as clustered) :01101101

PARTICULARS	CURRENT YEAR BUDGET					PRIOR YEAR'S BUDGET							SUB-TOTAL	TRUST LIABILITIES				GRAND TOTAL					Remarks					
	PS	MOOE	Fin. Exp	CO	TOTAL	PRIOR YEAR'S ACCOUNT PAYABLE			CURRENT YEAR'S ACCOUNT PAYABLE					PS	MOOE	CO	TOTAL	PS	MOOE	Fin. Exp	CO	TOTAL						
						P	M	F	C	Sub-Total	P	M												F	C	Sub-Total		
1	2	3	4	5	6= (2+ 3+ 4+ 5)	7	8	9	10	11= (7+ 8+ 9+ 10)	12	13	14	15	16= (12+ 13+ 14+ 15)	17= (11+ 16)	18= (6+ 17)	19	20	21	22= (19+ 20+ 21)	23	24	25	26	27= (23+ 24+ 25+ 26)	28	
Notice of Cash Allocation (NCA)					-					-					-		-				-							
MDS Checks Issued	1,303,144.29	12,644,721.95			13,947,866.24					-					-		13,947,866.24				-	1,303,144.29	12,644,721.95				13,947,866.24	
LDDAP-ADA					-					-					-		-				-							
Advice to Debit Account (ADA)					-					-					-		-				-							
Notice of Transfer of Allocation (NTA)		605,900.00			605,900.00					-					-		605,900.00				-		605,900.00				605,900.00	
Working Fund (NCS Issued to BTr)					-					-					-		-				-							
Tax Remittance Advices Issued (TRA)	180,142.89	14,089.75			194,232.64					-					-		194,232.64				-	180,142.89	14,089.75				194,232.64	
Cash Disbursement Ceiling (CDC)					-					-					-		-				-							
Non-Cash Availment Authority (NCAA)					-					-					-		-				-							
Others(CDT, BTr Docs Stamp, etc.)					-					-					-		-				-							
Total	1,483,287.18	13,264,711.70	-	-	14,747,998.88					-					-	14,747,998.88				-	1,483,287.18	13,264,711.70	-	-	-	14,747,998.88		

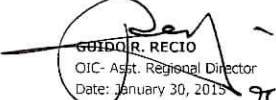
SUMMARY:	Previous Report	This Month	As of Date	Total Disbursements Program	Previous Report	This Month	As of Date
	as of Sept	Oct	Oct		Sept	Oct	Oct
Total Disbursement Authorities Received	104,012,430.60	39,337,232.64	143,349,663.24	Total Disbursements Program	125,442,090.27	39,943,132.64	165,385,222.91
NCA	102,184,000.00	39,143,000.00	141,327,000.00	Less: *Actual Disbursements	99,915,634.92	14,747,998.88	114,663,633.80
Working Fund			-	(Over)/Under spending	25,526,455.35	25,195,133.76	50,721,589.11
TRA	1,828,430.60	194,232.64	2,022,663.24				
CDC			-				
NCAA			-				
Others (CDT, BTr Docs Stamp, etc)			-				
Add: Notice of Transfer Allocations (NTA) Received from Central Office	21,429,659.67	605,900.00	22,035,559.67				
Total Disbursement Authorities Available	125,442,090.27	39,943,132.64	165,385,222.91				
Less: Lapsed NCA	4,731.17	-	4,731.17				
*Disbursements	99,915,634.92	14,747,998.88	114,663,633.80				
Balance of Disbursements Authorities as of to date	25,521,724.18	25,195,133.76	50,716,857.94				

Notes: The use of NTA is discouraged
*Amount should tally

Certified Correct:

MARYGRACE U. ARCAYOS
Accountant
Date: January 30, 2015

Approved by:


GUIDO R. RECIO
OIC- Asst. Regional Director
Date: January 30, 2015

MONTHLY REPORT OF DISBURSEMENTS
For the month of November 2014

Department : DEPARTMENT OF LABOR AND EMPLOYMENT
 Agency : Office of the Secretary
 Operating Unit : Regional Office No. IV-B
 Organization Code (UACS) :
 Funding Source Code (as clustered) :01101101


PARTICULARS	CURRENT YEAR BUDGET					PRIOR YEAR'S ACCOUNT PAYABLE							SUB-TOTAL	TRUST LIABILITIES				GRAND TOTAL					Remarks					
	PS	MOOE	Fin. Exp	CO	TOTAL	PRIOR YEAR'S			CURRENT YEAR'S					TOTAL	PS	MOOE	CO	TOTAL	PS	MOOE	Fin. Exp	CO		TOTAL				
						P	M	F	C	Sub-To	PS	MOOE													Fi	Co	Sub-Total	
1	2	3	4	5	6= (2+ 3+ 4+ 5)	7	8	9	10	11= (7+ 8+ 9+ 10)	12	13	14	15	16= (12+ 13+ 14+ 15)	17= (11+ 16)	18= (6+ 17)	19	20	21	22= (19+ 20+ 21)	23	24	25	26	27= (23+ 24+ 25+ 26)	28	
Notice of Cash Allocation (NCA)					-					-					-		-					-						
MDS Checks Issued	1,259,127.54	23,594,726.48			24,853,854.02					-					-		24,853,854.02				-	1,259,127.54	23,594,726.48				24,853,854.02	
LDDAP-ADA					-					-					-		-					-						
Advice to Debit Account (ADA)					-					-					-		-					-						
Notice of Transfer of Allocation (NTA)		314,250.00			314,250.00					-					-		314,250.00				-		314,250.00				314,250.00	
Working Fund (NCS Issued to BTr)					-					-					-		-					-						
Tax Remittance Advices Issued (TRA)	163,632.96	56,118.14			219,751.10					-					-		219,751.10				-	163,632.96	56,118.14				219,751.10	
Cash Disbursement Ceiling (CDC)					-					-					-		-					-						
Non-Cash Availment Authority (NCAA)					-					-					-		-					-						
Others(CDT, BTr Docs Stamp, etc.)					-					-					-		-					-						
Total	1,422,760.50	23,965,094.62			25,387,855.12												25,387,855.12					1,422,760.50	23,965,094.62				25,387,855.12	

SUMMARY:	Previous Report	This Month	As of Date	Total Disbursements Program	Previous Report	This Month	As of Date
	as of Oct	Nov	Nov		Oct	Nov	Nov
Total Disbursement Authorities Received	143,349,663.24	11,280,751.10	154,630,414.34	Total Disbursements Program	165,385,222.91	11,595,001.10	176,980,224.01
NCA	141,327,000.00	11,061,000.00	152,388,000.00	Less: *Actual Disbursements	114,663,633.80	25,387,855.12	140,051,488.92
Working Fund			-	(Over)/Under spending	50,721,589.11	(13,792,854.02)	36,928,735.09
TRA	2,022,663.24	219,751.10	2,242,414.34				
CDC			-				
NCAA			-				
Others (CDT, BTr Docs Stamp, etc)			-				
Add: Notice of Transfer Allocations (NTA) Received from Central Office	22,035,559.67	314,250.00	22,349,809.67				
Total Disbursement Authorities Available	165,385,222.91	11,595,001.10	176,980,224.01				
Less: Lapsed NCA	4,731.17	-	4,731.17				
*Disbursements	114,663,633.80	25,387,855.12	140,051,488.92				
Balance of Disbursements Authorities as of to date	50,716,857.94	(13,792,854.02)	36,924,003.92				

Notes: The use of NTA is discouraged
*Amount should tally

Certified Correct:

MARYGRACE U. ARCAYOS
 Accountant
 Date: January 30, 2015

Approved by:

GUIDO R. RECIO
 OIC- Asst. Regional Director
 Date: January 30, 2015

MONTHLY REPORT OF DISBURSEMENTS
For the month of December 2014


Department : DEPARTMENT OF LABOR AND EMPLOYMENT
 Agency : Office of the Secretary
 Operating Unit : Regional Office No. IV-B
 Organization Code (UACS) :
 Funding Source Code (as clustered) : 01101101


PARTICULARS	CURRENT YEAR BUDGET					PRIOR YEAR'S BUDGET										SUB-TOTAL	TRUST LIABILITIES				GRAND TOTAL					Remarks	
	PS	MOOE	Fin. Exp	CO	TOTAL	PRIOR YEAR'S A					RRRNT YEAR'S ACCOUNT PAYAB						TOTAL	PS	MOOE	CO	TOTAL	PS	MOOE	Fin. Exp	CO		TOTAL
						P	M	F	C	Sub-To	P	M	F	C	Sub-Total												
1	2	3	4	5	6= (2+ 3+ 4+ 5)	7	8	9	#	11= (7+ 8+ 9+ 10)	12	13	14	15	16= (12+ 13+ 14+ 15)	17= (11+ 16)	18= (6+ 17)	19	20	21	22= (19+ 20+ 21)	23	24	25	26	27= (23+ 24+ 25+ 26)	28
Notice of Cash Allocation (NCA)					-																						
MDS Checks Issued	1,170,271.90	40,818,973.83			41,989,245.73											41,989,245.73						1,170,271.90	40,818,973.83			41,989,245.73	
LDDAP-ADA					-																						
Advice to Debit Account (ADA)					-																						
Notice of Transfer of Allocation (NTA)		702,380.00			702,380.00											702,380.00							702,380.00			702,380.00	
Working Fund (NCS Issued to BTr)					-																						
Tax Remittance Advices Issued (TRA)	206,876.10	90,774.61			297,650.71											297,650.71						206,876.10	90,774.61			297,650.71	
Cash Disbursement Ceiling (CDC)					-																						
Non-Cash Availment Authority (NCAA)					-																						
Others (CDT, BTr Docs Stamp, etc.)					-																						
Total	1,377,148.00	41,612,128.44	-	-	42,989,276.44											42,989,276.44						1,377,148.00	41,612,128.44	-	-	42,989,276.44	

The balance is due to underspending of the ff:
 1.) GIP
 2.) YRRP
 3.) recently transferred IFT

SUMMARY:	Previous Report	This Month	As of Date	Total Disbursements Program	Previous Report	This Month	As of Date
	as of Nov	Dec	Dec		Nov	Dec	Dec
Total Disbursement Authorities Received	154,630,414.34	10,188,650.71	164,819,065.05		176,980,224.01	10,891,030.71	187,871,254.72
NCA	152,388,000.00	9,891,000.00	162,279,000.00	Less: *Actual Disbursements	140,051,488.92	42,989,276.44	183,040,765.36
Working Fund			-	(Over)/Under spending	36,928,735.09	(32,098,245.73)	4,830,489.36
TRA	2,242,414.34	297,650.71	2,540,065.05				
CDC			-				
NCAA			-				
Others (CDT, BTr Docs Stamp, etc.)			-				
Add: Notice of Transfer Allocations (NTA) Received from Central Office	22,349,809.67	702,380.00	23,052,189.67				
Total Disbursement Authorities Available	176,980,224.01	10,891,030.71	187,871,254.72				
Less: Lapsed NCA	4,731.17	-	4,731.17				
*Disbursements	140,051,488.92	42,989,276.44	183,040,765.36				
Balance of Disbursements Authorities as of to da	36,924,003.92	(32,098,245.73)	4,825,758.19				

Notes: The use of NTA is discouraged
 *Amount should tally

Certified Correct:

MARY GRACE U. ARCAYOS
 Accountant
 Date: January 30, 2015

Approved by:

GUIDO R. RECTO
 OIC- Asst. Regional Director
 Date: January 30, 2015