

MONTHLY REPORT OF DISBURSEMENTS  
For the month of September 30, 2014

Department : DEPARTMENT OF LABOR AND EMPLOYMENT  
 Agency : OFFICE OF THE SECRETARY  
 Operating Unit : Regional Office No. IV-B  
 Organization Code (UACS) : 160010300017  
 Funding Source Code (as clustered): 01101101  
 (e.g. Old Fund Code: 101,102, 151)


| PARTICULARS  | CURRENT YEAR BUDGET  |   |   |   |  | PRIOR YEAR'S BUDGET                       |   |   |   |   |   |   |   |   |   |   | SUB-TOTAL                                 | TRUST LIABILITIES                         |   |   |   | GRAND TOTAL                               |   |   |  |  | Remarks   |   |   |   |   |   |   |  |   |
|--|--|---|---|---|--|---|---|---|---|---|---|---|---|---|---|---|---|---|---|---|---|---|---|---|--|--|---|---|---|---|---|---|---|--|---|
|  | PS   | MOOE  | Fin. Exp                                  | CO  | TOTAL  | PRIOR YEAR'S ACCOUNTS PAYABLE             |   |   |   | CURRENT YEAR'S ACCOUNTS PAYABLE           |   |   |   |   | TOTAL                                     | PS  |   | MOOE                                      | CO  | TOTAL                                     | PS  | MOOE                                      | Fin. Exp                                  | CO  | TOTAL  |  |   |   |   |   |   |   |   |  |   |
|  |  |   |   |   |  | PS  | MOOE                                      | Fin. Exp                                  | CO  | Sub-Total                                 | PS  | MOOE                                      | Fin. Exp                                  | CO  |   |   |   |   |   |   |   |   |   |   |  | Sub-Total  |   | TOTAL                                     |   |   |   |   |   |  |   |
| Notice of Cash Allocation (NCA)<br>MDS Checks Issued<br>Advice to Debit Account<br>Working Fund (NCA Issued to BTR)<br>Tax Remittance Advices Issued (TRA)<br>Cash Disbursement Ceiling (CDC)<br>Non-Cash Availment Authority (NCAA)<br>Others (CDT, BTR Docs Stamp, etc.)<br>Backwages<br>TOTAL | 1,201,193.55<br>152,463.46<br>-<br>-<br>-<br>-<br>-<br>-<br>1,353,657.01 | 26,416,722.63<br>53,198.95<br>-<br>-<br>-<br>-<br>-<br>-<br>26,469,921.58 | -<br>-<br>-<br>-<br>-<br>-<br>-<br>-<br>- | -<br>-<br>-<br>-<br>-<br>-<br>-<br>-<br>- | 27,617,916.18<br>205,662.41<br>-<br>-<br>-<br>-<br>-<br>-<br>27,823,578.59 | -<br>-<br>-<br>-<br>-<br>-<br>-<br>-<br>- | -<br>-<br>-<br>-<br>-<br>-<br>-<br>-<br>- | -<br>-<br>-<br>-<br>-<br>-<br>-<br>-<br>- | -<br>-<br>-<br>-<br>-<br>-<br>-<br>-<br>- | -<br>-<br>-<br>-<br>-<br>-<br>-<br>-<br>- | -<br>-<br>-<br>-<br>-<br>-<br>-<br>-<br>- | -<br>-<br>-<br>-<br>-<br>-<br>-<br>-<br>- | -<br>-<br>-<br>-<br>-<br>-<br>-<br>-<br>- | -<br>-<br>-<br>-<br>-<br>-<br>-<br>-<br>- | -<br>-<br>-<br>-<br>-<br>-<br>-<br>-<br>- | -<br>-<br>-<br>-<br>-<br>-<br>-<br>-<br>- | -<br>-<br>-<br>-<br>-<br>-<br>-<br>-<br>- | -<br>-<br>-<br>-<br>-<br>-<br>-<br>-<br>- | -<br>-<br>-<br>-<br>-<br>-<br>-<br>-<br>- | -<br>-<br>-<br>-<br>-<br>-<br>-<br>-<br>- | -<br>-<br>-<br>-<br>-<br>-<br>-<br>-<br>- | -<br>-<br>-<br>-<br>-<br>-<br>-<br>-<br>- | -<br>-<br>-<br>-<br>-<br>-<br>-<br>-<br>- | -<br>-<br>-<br>-<br>-<br>-<br>-<br>-<br>- | 27,617,916.18<br>205,662.41<br>-<br>-<br>-<br>-<br>-<br>-<br>27,823,578.59 | 1,201,193.55<br>152,463.46<br>-<br>-<br>-<br>-<br>-<br>-<br>1,353,657.01 | 26,416,722.63<br>53,198.95<br>-<br>-<br>-<br>-<br>-<br>-<br>26,469,921.58 | -<br>-<br>-<br>-<br>-<br>-<br>-<br>-<br>- | -<br>-<br>-<br>-<br>-<br>-<br>-<br>-<br>- | -<br>-<br>-<br>-<br>-<br>-<br>-<br>-<br>- | -<br>-<br>-<br>-<br>-<br>-<br>-<br>-<br>- | -<br>-<br>-<br>-<br>-<br>-<br>-<br>-<br>- | -<br>-<br>-<br>-<br>-<br>-<br>-<br>-<br>- | 27,617,916.18<br>205,662.41<br>-<br>-<br>-<br>-<br>-<br>-<br>27,823,578.59 | e.g. Reasons for over or under spending and the catch-up plan |

SUMMARY:

|   | Previous Report | This month (September) | As of Date     |
|---|-----------------|------------------------|----------------|
| Total Disbursement Authorities Received           | 113,751,627.86  | 11,690,462.41          | 125,442,090.27 |
| Cash Received                                     |                 |                        |                |
| Regular (NCA)                                     | 90,897,000.00   | 11,297,000.00          | 102,194,000.00 |
| InterFund Transfer (NTA)                          | 21,241,859.67   | 187,800.00             | 21,429,659.67  |
| Working Fund                                      | -               | -                      | -              |
| TRA   | 1,622,768.19    | 205,662.41             | 1,828,430.60   |
| CDC   | -               | -                      | -              |
| NCAA  | -               | -                      | -              |
| Others (CDT, BTR Docs Stamp, etc.)                | -               | -                      | -              |
| Less: Notice of Transfer Allocations (NTA) Issued |                 |                        |                |
| Total Disbursements Authorities Available         | 72,092,066.33   | 27,828,309.76          | 99,920,366.09  |
| Less: Lapsed NCA                                  |                 |                        |                |
| Disbursements *                                   | 72,092,056.33   | 27,823,578.59          | 99,915,634.92  |
| Balance of Disbursements Authorities as of date   | 41,659,571.53   | 16,137,847.35          | 25,521,724.18  |

|                              | Previous Report (August) | This month (September) | As of Date     |
|------------------------------|--------------------------|------------------------|----------------|
| Total Disbursements Program  | 113,751,627.86           | 11,690,462.41          | 125,442,090.27 |
| Less: * Actual Disbursements | 72,092,056.33            | 27,828,309.76          | 99,920,366.09  |
| (Over)/Under spending        | 41,659,571.53            | (16,137,847.35)        | 25,521,724.18  |

Notes: The use of NTA is discouraged  
\*Amounts should tally

Certified Correct:  
  
 MARYGRACE U. ARCAYOS  
 Accountant Designate  
 Date: January 9, 2015

Approved By:  
  
 SHIDO R. RECIO  
 OIC- Asst. Regional Director  
 Date: January 9, 2015

MONTHLY REPORT OF DISBURSEMENTS  
For the month of July 2014

Department : DEPARTMENT OF LABOR AND EMPLOYMENT  
 Agency : OFFICE OF THE SECRETARY  
 Operating Unit : Regional Office No. IV-B  
 Organization Code (UACS) : 160010300017  
 Funding Source Code (as clustered): 01101101  
 (e.g. Old Fund Code: 101,102, 151)

| PARTICULARS  | CURRENT YEAR BUDGET |              |          |    |              | PRIOR YEAR'S BUDGET           |      |          |    |           |                                 |      |          |    |           |       | TRUST LIABILITIES |    |      |    | GRAND TOTAL |    |      |          |    | Remarks      |              |              |  |  |              |   |
|--|---------------------|--------------|----------|----|--------------|-------------------------------|------|----------|----|-----------|---------------------------------|------|----------|----|-----------|-------|-------------------|----|------|----|-------------|----|------|----------|----|--------------|--------------|--------------|--|--|--------------|---|
|  | PS                  | MOOE         | Fin. Exp | CO | TOTAL        | PRIOR YEAR'S ACCOUNTS PAYABLE |      |          |    |           | CURRENT YEAR'S ACCOUNTS PAYABLE |      |          |    |           |       | SUB-TOTAL         | PS | MOOE | CO | TOTAL       | PS | MOOE | Fin. Exp | CO |              | TOTAL        |              |  |  |              |   |
|  |                     |              |          |    |              | PS                            | MOOE | Fin. Exp | CO | Sub-Total | PS                              | MOOE | Fin. Exp | CO | Sub-Total | TOTAL |                   |    |      |    |             |    |      |          |    |              |              |              |  |  |              |   |
| Notice of Cash Allocation (NCA)<br>MDS Checks Issued<br>Advice to Debit Account<br>Working Fund (NCA Issued to BTr)<br>Tax Remittance Advices Issued (TRA)<br>Cash Disbursement Ceiling (CDC)<br>Non-Cash Availment Authority (NCAA)<br>Others (CDT, BTr Docs Stamp, etc.)<br>Backwages<br>TOTAL | 1,205,482.40        | 3,054,773.57 |          |    | 4,260,255.97 |                               |      |          |    |           |                                 |      |          |    |           |       |                   |    |      |    |             |    |      |          |    | 4,260,255.97 | 1,205,482.40 | 3,054,773.57 |  |  | 4,260,255.97 | e.g. Reasons for over or under spending and the catch-up plan |
|  | 169,986.15          | 18,518.10    |          |    | 188,504.25   |                               |      |          |    |           |                                 |      |          |    |           |       |                   |    |      |    |             |    |      |          |    | 188,504.25   | 169,986.15   | 18,518.10    |  |  | 188,504.25   |   |
|  | 1,375,478.55        | 3,073,291.67 |          |    | 4,448,770.22 |                               |      |          |    |           |                                 |      |          |    |           |       |                   |    |      |    |             |    |      |          |    | 4,448,770.22 | 1,375,478.55 | 3,073,291.67 |  |  | 4,448,770.22 |   |

SUMMARY:

|   | Previous Report | This month (July) | As of Date     |
|---|-----------------|-------------------|----------------|
| Total Disbursement Authorities Received           | 62,865,986.55   | 38,230,984.25     | 102,096,970.80 |
| Cash Received                                     |                 |                   |                |
| Regular (NCA)                                     | 43,986,000.00   | 35,544,000.00     | 79,530,000.00  |
| InterFund Transfer (NTA)                          | 17,678,479.57   | 3,498,480.00      | 21,176,959.57  |
| Working Fund                                      |                 |                   |                |
| TRA   | 1,201,506.88    | 188,504.25        | 1,380,011.13   |
| CDC   |                 |                   |                |
| NCAA  |                 |                   |                |
| Others (CDT, BTr Docs Stamp, etc.)                |                 |                   |                |
| Less: Notice of Transfer Allocations (NTA) Issued |                 |                   |                |
| Total Disbursements Authorities Available         | 52,189,834.20   | 4,448,770.22      | 56,638,604.42  |
| Less: Lapsed NCA                                  |                 |                   |                |
| Disbursements *                                   | 52,189,834.20   | 4,448,770.22      | 56,638,604.42  |
| Balance of Disbursements Authorities as of date   | 10,678,152.35   | 34,782,214.03     | 45,458,366.38  |

|                              | Previous Report (June) | This month (July) | As of Date     |
|------------------------------|------------------------|-------------------|----------------|
| Total Disbursements Program  | 62,865,986.55          | 39,230,984.25     | 102,096,970.80 |
| Less: * Actual Disbursements | 52,189,834.20          | 4,448,770.22      | 56,638,604.42  |
| (Over)/Under spending        | 10,678,152.35          | 34,782,214.03     | 45,458,366.38  |

Certified/Correct:

MARYGRACE U. ARCAYOS  
Accountant Designate  
Date: January 9, 2015

Approved By:

GUIDO L. REGIO  
OIC - Ass. Regional Director  
Date: January 9, 2015

MONTHLY REPORT OF DISBURSEMENTS  
For the month of August 2014


Department : DEPARTMENT OF LABOR AND EMPLOYMENT  
Agency : OFFICE OF THE SECRETARY  
Operating Unit : Regional Office No. IV-B  
Organization Code (UACS) : 160010300017  
Funding Source Code (as clustered): 01101101  
(e.g. Old Fund Code: 101,102, 151)


| PARTICULARS  | CURRENT YEAR BUDGET        |                            |                 |    |                             | PRIOR YEAR'S BUDGET           |      |          |    |           |                                 |      |          |    |           | SUB-TOTAL                   | TRUST LIABILITIES |    |      |    | GRAND TOTAL                |                            |                 |          |                             | Remarks   |       |
|--|----------------------------|----------------------------|-----------------|----|-----------------------------|-------------------------------|------|----------|----|-----------|---------------------------------|------|----------|----|-----------|-----------------------------|-------------------|----|------|----|----------------------------|----------------------------|-----------------|----------|-----------------------------|---|-------|
|  | PS                         | MOOE                       | Fin. Exp        | CO | TOTAL                       | PRIOR YEAR'S ACCOUNTS PAYABLE |      |          |    |           | CURRENT YEAR'S ACCOUNTS PAYABLE |      |          |    |           |                             | TOTAL             | PS | MOOE | CO | TOTAL                      | PS                         | MOOE            | Fin. Exp | CO                          |   | TOTAL |
|  |                            |                            |                 |    |                             | PS                            | MOOE | Fin. Exp | CO | Sub-Total | PS                              | MOOE | Fin. Exp | CO | Sub-Total |                             |                   |    |      |    |                            |                            |                 |          |                             |   |       |
| Notice of Cash Allocation (NCA)<br>MDS Checks Issued<br>Advice to Debit Account<br>Working Fund (NCA Issued to BTr)<br>Tax Remittance Advices Issued (TRA)<br>Cash Disbursement Ceiling (CDC)<br>Non-Cash Availment Authority (NCAA)<br>Others (CDT, BTr Docs Stamp, etc.)<br>Backwages<br>TOTAL | 1,227,744.16<br>166,162.34 | 13,992,950.89<br>64,594.72 | -<br>232,757.06 | -  | 15,220,694.85<br>232,757.06 | -                             | -    | -        | -  | -         | -                               | -    | -        | -  | -         | 15,220,694.85<br>232,757.06 | -                 | -  | -    | -  | 1,227,744.16<br>166,162.34 | 13,992,950.89<br>64,594.72 | -<br>232,757.06 | -        | 15,220,694.85<br>232,757.06 | e.g. Reasons for over or under spending and the catch-up plan |       |
|  | 1,395,906.50               | 14,057,545.41              | -               | -  | 15,453,451.91               | -                             | -    | -        | -  | -         | -                               | -    | -        | -  | -         | 15,453,451.91               | -                 | -  | -    | -  | 1,395,906.50               | 14,057,545.41              | -               | -        | 15,453,451.91               |   |       |

SUMMARY:

|  | Previous Report |               |                | This month (August) |               |               | As of Date    |           |               |                             | Previous Report (July) |               |                | This month (August) |               |               | As of Date    |                |               |
|--|-----------------|---------------|----------------|---------------------|---------------|---------------|---------------|-----------|---------------|-----------------------------|------------------------|---------------|----------------|---------------------|---------------|---------------|---------------|----------------|---------------|
|  | 102,096,970.80  | 11,654,657.06 | 113,751,627.86 | 79,530,000.00       | 11,357,000.00 | 90,887,000.00 | 21,176,959.67 | 64,900.00 | 21,241,859.67 |                             | 102,096,970.80         | 11,654,657.06 | 113,751,627.86 | 56,638,604.42       | 15,453,451.91 | 72,092,056.33 | 45,458,366.38 | (3,798,794.85) | 41,659,571.53 |
| Total Disbursement Authorities Received            |                 |               |                |                     |               |               |               |           |               | Total Disbursements Program |                        |               |                |                     |               |               |               |                |               |
| Cash Received                                      |                 |               |                |                     |               |               |               |           |               | Less: Actual Disbursements  |                        |               |                |                     |               |               |               |                |               |
| Regular (NCA)                                      |                 |               |                |                     |               |               |               |           |               | (Over)/Under spending       |                        |               |                |                     |               |               |               |                |               |
| InterFund Transfer (NTA)                           |                 |               |                |                     |               |               |               |           |               |                             |                        |               |                |                     |               |               |               |                |               |
| Working Fund                                       |                 |               |                |                     |               |               |               |           |               |                             |                        |               |                |                     |               |               |               |                |               |
| TRA  |                 |               |                |                     |               |               |               |           |               |                             |                        |               |                |                     |               |               |               |                |               |
| CDC  |                 |               |                |                     |               |               |               |           |               |                             |                        |               |                |                     |               |               |               |                |               |
| NCAA   |                 |               |                |                     |               |               |               |           |               |                             |                        |               |                |                     |               |               |               |                |               |
| Others (CDT, BTr Docs Stamp, etc.)                 |                 |               |                |                     |               |               |               |           |               |                             |                        |               |                |                     |               |               |               |                |               |
| Less: Notice of Transfer Allocations (NTA) Issued  |                 |               |                |                     |               |               |               |           |               |                             |                        |               |                |                     |               |               |               |                |               |
| Total Disbursements Authorities Available          |                 |               |                |                     |               |               |               |           |               |                             |                        |               |                |                     |               |               |               |                |               |
| Less: Lapsed NCA                                   |                 |               |                |                     |               |               |               |           |               |                             |                        |               |                |                     |               |               |               |                |               |
| Disbursements *                                    |                 |               |                |                     |               |               |               |           |               |                             |                        |               |                |                     |               |               |               |                |               |
| Balance of Disbursements Authorities as of to date |                 |               |                |                     |               |               |               |           |               |                             |                        |               |                |                     |               |               |               |                |               |

Notes: The use of NTA is discouraged.  
\* Amounts should tally.

Certified Correct:  
  
MARY GRACE U. ARCAYOS  
Accountant Designate  
Date: January 9, 2015

Approved By:  
  
GUIDO R. RECTO  
OIC - Asst. Regional Director  
Date: January 9, 2015