

MONTHLY REPORT OF DISBURSEMENTS
For the Month of MARCH 2019


FAR No. 4



Department : DEPARTMENT OF LABOR AND EMPLOYMENT
 Agency : Office of the Secretary
 Operating Unit : MIMAROPA Region
 Organization Code (UACS) :160010300017
 Funding Source Code (as clustered) :01101101

PARTICULARS	CURRENT YEAR BUDGET			PRIOR YEAR'S BUDGET			TRUST LIABILITIES		GRAND TOTAL			Remarks
	PS	MOOE	TOTAL	PRIOR YEAR'S AP		TOTAL	MOOE	TOTAL	PS	MOOE	TOTAL	
				PS	MOOE							
1	2	3	6= (2+ 3+ 4+ 5)	7	8	17= (11+ 16)	20	22= (19+ 20+ 21)	23	24	27= (23+ 24+ 25+ 26)	28
Notice of Cash Allocation (NCA)												
MDS Checks Issued	218,759.86	6,361,673.98	6,580,433.84		4,626,121.73	4,626,121.73		-	218,759.86	10,987,795.71	11,206,555.57	
LDDAP-ADA	1,841,077.53	11,033,630.89	12,874,708.42		575,899.51	575,899.51	1,150,409.48	1,150,409.48	1,841,077.53	12,759,939.88	14,601,017.41	
Advice to Debit Account (ADA)			-			-		-		-	-	
Notice of Transfer of Allocation (NTA)			-			-		-		-	-	
Working Fund (NCS Issued to BTr)			-			-		-		-	-	
Tax Remittance Advices Issued (TRA)	214,171.17	144,549.78	358,720.95		417,489.29	417,489.29		-	214,171.17	562,039.07	776,210.24	
Cash Disbursement Ceiling (CDC)			-			-		-		-	-	
Non-Cash Availment Authority (NCAA)			-			-		-		-	-	
Others(CDT, BTr Docs Stamp, etc.)			-			-		-		-	-	
TOTAL	2,274,008.56	17,539,854.65	19,813,863.21	-	5,619,510.53	5,619,510.53	1,150,409.48	1,150,409.48	2,274,008.56	24,309,774.66	26,583,783.22	

SUMMARY:	Previous Report	This Month	As of Date	Previous Report	This Month	As of Date
		Jan	as of MARCH			MARCH
Total Disbursement Authorities Received	37,365,307.09	821,210.24	38,186,517.33	37,365,307.09	821,210.24	38,186,517.33
NCA	36,774,679.43	45,000.00	36,819,679.43	11,602,388.17	26,583,783.22	38,186,171.39
Working Fund	-	-	-	25,762,918.92	(25,762,572.98)	345.94
TRA	590,627.66	776,210.24	1,366,837.90			
CDC	-	-	-			
NCAA	-	-	-			
Others (CDT, BTr Docs Stamp, etc)	-	-	-			
Add: Notice of Transfer Allocations (NTA)						
Received from Central Office						
Total Disbursement Authorities Available	37,365,307.09	821,210.24	38,186,517.33			
Less: Lapsed NCA		345.94	345.94			
*Disbursements	11,602,388.17	26,583,783.22	38,186,171.39			
Balance of Disbursements Authorities as of to date	25,762,918.92	(25,762,918.92)	-			

Notes: The use of NTA is discouraged
 *Amount should tally

Certified Correct:

MARK LESTER ACEBILLO
 Accountant
 Date: 4/4/19

Approved by:

JOEL M. GONZALES
 OIC Regional Director
 Date: 

1910

1911

1912

1913

1914

1915

1916

1917

1918

1919

Year	Jan	Feb	Mar	Apr	May	Jun	Jul	Aug	Sep	Oct	Nov	Dec
1910												
1911												
1912												
1913												
1914												
1915												
1916												
1917												
1918												
1919												

...

...

...

...

...

...

...

...

...

...

...

...

...

...

...

...