


SUMMARY OF APPROPRIATIONS, ALLOTMENTS, OBLIGATIONS, DISBURSEMENTS, AND BALANCES BY OBJECT OF EXPENDITURES
As of August 31, 2016


Department : Labor and Employment
 Agency : Office of the Secretary
 Operating Unit : Region IV-B (MIMAROPA)
 Organization Code (UACS) : 16-001-00-00017
 Funding Source Code (as clustered) : 101101


	Current Year Appropriations
	Supplemental Appropriations
X	Continuing Appropriations


Particulars	UACS CODE	Appropriations			Allotments				Current Year Obligations		Current Year Disbursements		Balances			
		Authorized Appropriation	Adjustments	Adjusted Appropriations	Allotments Received	Adjustments	Transfer From	Adjusted Total Allotments	3rd Quarter	Total	3rd Quarter	Total	Unreleased Appropriations	Unobligated Allotment	Unpaid Obligations	
									August		August				Due & Demandable	Not Yet Due & Demandable
I. Agency Specific Budget																
General Administration and Support																
General Management and Supervision																
PS		-	-	-	-	-	-	-	-	-	-	-	-	-	-	
MOOE		-	-	-	-	-	-	-	-	-	-	-	-	-	-	
CO		-	-	-	-	-	-	-	-	-	-	-	-	-	-	
Total, GASS		-	-	-	-	-	-	-	-	-	-	-	-	-	-	
Support to Operations																
Monitoring & Evaluation of BuB Projects																
MOOE		-	128,581.00	128,581.00	-	-	128,581.00	128,581.00	76,650.27	128,152.95	76,650.27	128,152.95	-	428.05	-	
Subtotal, M&E of BuB		-	128,581.00	128,581.00	-	-	128,581.00	128,581.00	76,650.27	128,152.95	76,650.27	128,152.95	-	428.05	-	
Total, Support to Operations		-	128,581.00	128,581.00	-	-	128,581.00	128,581.00	76,650.27	128,152.95	76,650.27	128,152.95	-	428.05	-	
PS		-	-	-	-	-	-	-	-	-	-	-	-	-	-	
MOOE		-	128,581.00	128,581.00	-	-	128,581.00	128,581.00	76,650.27	128,152.95	76,650.27	128,152.95	-	428.05	-	
Total, STO		-	128,581.00	128,581.00	-	-	128,581.00	128,581.00	76,650.27	128,152.95	76,650.27	128,152.95	-	428.05	-	
Operations																
MFO 2: Employment Facilitation and Capacity Building Services																
A. Capacity Building Services																
MOOE		26,156,608.87	4,729,509.75	30,886,118.62	26,156,608.87	-	4,729,509.75	30,886,118.62	357,314.13	16,635,336.35	357,314.13	16,635,336.35	-	14,250,782.27	-	
Subtotal, Capacity		26,156,608.87	4,729,509.75	30,886,118.62	26,156,608.87	-	4,729,509.75	30,886,118.62	357,314.13	16,635,336.35	357,314.13	16,635,336.35	-	14,250,782.27	-	
DILP Regular																
MOOE		9,886,785.53	-	9,886,785.53	9,886,785.53	-	-	9,886,785.53	218,400.00	9,252,198.50	218,400.00	9,252,198.50	-	634,587.03	-	
Subtotal, DILP-Regular		9,886,785.53	-	9,886,785.53	9,886,785.53	-	-	9,886,785.53	218,400.00	9,252,198.50	218,400.00	9,252,198.50	-	634,587.03	-	
DILP BuB																
MOOE		4,502,200.00	-	4,502,200.00	4,502,200.00	-	-	4,502,200.00	-	-	-	-	-	4,502,200.00	-	
Subtotal, DILP-BuB		4,502,200.00	-	4,502,200.00	4,502,200.00	-	-	4,502,200.00	-	-	-	-	-	4,502,200.00	-	
Total DILP		14,388,985.53	-	14,388,985.53	14,388,985.53	-	-	14,388,985.53	218,400.00	9,252,198.50	218,400.00	9,252,198.50	-	5,136,787.03	-	
Total, DILP		14,388,985.53	-	14,388,985.53	14,388,985.53	-	-	14,388,985.53	218,400.00	9,252,198.50	218,400.00	9,252,198.50	-	5,136,787.03	-	
GIP/TUPAD																
MOOE		-	4,729,509.75	4,729,509.75	-	-	4,729,509.75	4,729,509.75	114,570.01	4,192,825.64	114,570.01	4,192,825.64	-	536,684.11	-	
Total, GIP/TUPAD		-	4,729,509.75	4,729,509.75	-	-	4,729,509.75	4,729,509.75	114,570.01	4,192,825.64	114,570.01	4,192,825.64	-	536,684.11	-	
SPES Regular																
MOOE		11,517,623.34	-	11,517,623.34	11,517,623.34	-	-	11,517,623.34	24,344.12	3,190,312.21	24,344.12	3,190,312.21	-	8,327,311.13	-	
Subtotal, SPES-Regular		11,517,623.34	-	11,517,623.34	11,517,623.34	-	-	11,517,623.34	24,344.12	3,190,312.21	24,344.12	3,190,312.21	-	8,327,311.13	-	
SPES BuB																
MOOE		250,000.00	-	250,000.00	250,000.00	-	-	250,000.00	-	-	-	-	-	250,000.00	-	
Subtotal, SPES-BuB		250,000.00	-	250,000.00	250,000.00	-	-	250,000.00	-	-	-	-	-	250,000.00	-	
Total, SPES		11,767,623.34	-	11,767,623.34	11,767,623.34	-	-	11,767,623.34	24,344.12	3,190,312.21	24,344.12	3,190,312.21	-	8,577,311.13	-	
Total, SPES		11,767,623.34	-	11,767,623.34	11,767,623.34	-	-	11,767,623.34	24,344.12	3,190,312.21	24,344.12	3,190,312.21	-	8,577,311.13	-	
B. Support Services for employment generation for the vulnerable sector to help them graduate into more productive remunerative, secured or more formal employment or livelihood																
Employment Facilitation																
MOOE		-	214,451.09	214,451.09	-	-	214,451.09	214,451.09	-	157,737.00	-	157,737.00	-	56,714.09	-	
CO		-	-	-	-	-	-	-	-	-	-	-	-	-	-	
Total, Employment Facilitation		-	214,451.09	214,451.09	-	-	214,451.09	214,451.09	-	157,737.00	-	157,737.00	-	56,714.09	-	
PESO																

Particulars	UACS CODE	Appropriations			Allotments				Current Year Obligations		Current Year Disbursements		Balances			
		Authorized Appropriation	Adjustments	Adjusted Appropriations	Allotments Received	Adjustments	Transfer From	Adjusted Total Allotments	3rd Quarter	Total	3rd Quarter	Total	Unreleased Appropriations	Unobligated Allotment	Unpaid Obligations	
									August		August				Due & Demandable	Not Yet Due & Demandable
MOOE		-	214,451.09	214,451.09	-	-	214,451.09	214,451.09	-	157,737.00	-	157,737.00	-	56,714.09	-	-
CO		-	-	-	-	-	-	-	-	-	-	-	-	-	-	-
Total, PESO		-	214,451.09	214,451.09	-	-	214,451.09	214,451.09	-	157,737.00	-	157,737.00	-	56,714.09	-	-
Subtotal, MFO 2																
MOOE		28,156,608.87	4,943,960.84	31,100,569.71	26,156,608.87	-	4,943,960.84	31,100,569.71	357,314.13	16,793,073.35	357,314.13	16,793,073.35	-	14,307,496.36	-	-
CO		-	-	-	-	-	-	-	-	-	-	-	-	-	-	-
Subtotal, MFO 2		28,156,608.87	4,943,960.84	31,100,569.71	26,156,608.87	-	4,943,960.84	31,100,569.71	357,314.13	16,793,073.35	357,314.13	16,793,073.35	-	14,307,496.36	-	-
MFO 3: Labor Force Welfare Services																
WODP																
MOOE		424,564.50	-	424,564.50	424,564.50	-	-	424,564.50	-	34,586.00	-	34,586.00	-	389,978.50	-	-
Total, WODP		424,564.50	-	424,564.50	424,564.50	-	-	424,564.50	-	34,586.00	-	34,586.00	-	389,978.50	-	-
Reintegration Program- Regular																
PS		-	-	-	-	-	-	-	-	-	-	-	-	-	-	-
MOOE		-	616,244.45	616,244.45	-	-	616,244.45	616,244.45	9,440.00	402,577.51	9,440.00	402,577.51	-	213,666.94	-	-
CO		-	-	-	-	-	-	-	-	-	-	-	-	-	-	-
Subtotal, Reintegration-Regular		-	616,244.45	616,244.45	-	-	616,244.45	616,244.45	9,440.00	402,577.51	9,440.00	402,577.51	-	213,666.94	-	-
Total, Reintegration Program																
PS		-	-	-	-	-	-	-	-	-	-	-	-	-	-	-
MOOE		-	616,244.45	616,244.45	-	-	616,244.45	616,244.45	9,440.00	402,577.51	9,440.00	402,577.51	-	213,666.94	-	-
CO		-	-	-	-	-	-	-	-	-	-	-	-	-	-	-
Total, Reintegration		-	616,244.45	616,244.45	-	-	616,244.45	616,244.45	9,440.00	402,577.51	9,440.00	402,577.51	-	213,666.94	-	-
Subtotal, MFO 3																
PS		-	-	-	-	-	-	-	-	-	-	-	-	-	-	-
MOOE		424,564.50	616,244.45	1,040,808.95	424,564.50	-	616,244.45	1,040,808.95	9,440.00	437,163.51	9,440.00	437,163.51	-	603,645.44	-	-
CO		-	-	-	-	-	-	-	-	-	-	-	-	-	-	-
Subtotal, MFO 3		424,564.50	616,244.45	1,040,808.95	424,564.50	-	616,244.45	1,040,808.95	9,440.00	437,163.51	9,440.00	437,163.51	-	603,645.44	-	-
Total, Operations																
PS		-	-	-	-	-	-	-	-	-	-	-	-	-	-	-
MOOE		26,581,173.37	5,560,205.29	32,141,378.66	26,581,173.37	-	5,560,205.29	32,141,378.66	366,754.13	17,230,236.86	366,754.13	17,230,236.86	-	14,911,141.80	-	-
CO		-	-	-	-	-	-	-	-	-	-	-	-	-	-	-
Total, Operations		26,581,173.37	5,560,205.29	32,141,378.66	26,581,173.37	-	5,560,205.29	32,141,378.66	366,754.13	17,230,236.86	366,754.13	17,230,236.86	-	14,911,141.80	-	-
Locally Funded Projects																
Skills Registry Project																
MOOE		486,753.50	-	486,753.50	486,753.50	-	-	486,753.50	-	64,945.00	-	64,945.00	-	421,808.50	-	-
CO		-	-	-	-	-	-	-	-	-	-	-	-	-	-	-
Total, SRP		486,753.50	-	486,753.50	486,753.50	-	-	486,753.50	-	64,945.00	-	64,945.00	-	421,808.50	-	-
Computerization Project																
MOOE		-	6,000.00	6,000.00	-	-	6,000.00	6,000.00	-	-	-	-	-	6,000.00	-	-
CO		-	-	-	-	-	-	-	-	-	-	-	-	-	-	-
Total, Computerization Project		-	6,000.00	6,000.00	-	-	6,000.00	6,000.00	-	-	-	-	-	6,000.00	-	-
Total, Locally Funded Projects																
MOOE		486,753.50	6,000.00	492,753.50	486,753.50	-	6,000.00	492,753.50	-	64,945.00	-	64,945.00	-	427,808.50	-	-
CO		-	-	-	-	-	-	-	-	-	-	-	-	-	-	-
Total, LFP		486,753.50	6,000.00	492,753.50	486,753.50	-	6,000.00	492,753.50	-	64,945.00	-	64,945.00	-	427,808.50	-	-
Total, Agency Specific Budget																
PS		-	-	-	-	-	-	-	-	-	-	-	-	-	-	-
MOOE		27,067,926.87	5,694,786.29	32,762,713.16	27,067,926.87	-	5,694,786.29	32,762,713.16	443,404.40	17,423,334.81	443,404.40	17,423,334.81	-	15,339,378.35	-	-
CO		-	-	-	-	-	-	-	-	-	-	-	-	-	-	-
Total, Agency Specific Budget		27,067,926.87	5,694,786.29	32,762,713.16	27,067,926.87	-	5,694,786.29	32,762,713.16	443,404.40	17,423,334.81	443,404.40	17,423,334.81	-	15,339,378.35	-	-
Grandtotal																
PS		-	-	-	-	-	-	-	-	-	-	-	-	-	-	-
MOOE		27,067,926.87	5,694,786.29	32,762,713.16	27,067,926.87	-	5,694,786.29	32,762,713.16	443,404.40	17,423,334.81	443,404.40	17,423,334.81	-	15,339,378.35	-	-
CO		-	-	-	-	-	-	-	-	-	-	-	-	-	-	-
Sub-total		27,067,926.87	5,694,786.29	32,762,713.16	27,067,926.87	-	5,694,786.29	32,762,713.16	443,404.40	17,423,334.81	443,404.40	17,423,334.81	-	15,339,378.35	-	-
RLIP		-	-	-	-	-	-	-	-	-	-	-	-	-	-	-
TOTAL, FAR1		27,067,926.87	5,694,786.29	32,762,713.16	27,067,926.87	-	5,694,786.29	32,762,713.16	443,404.40	17,423,334.81	443,404.40	17,423,334.81	-	15,339,378.35	-	-

Prepared by:

 EDDA M. S. BAYANOS
 Budget Officer Designate

Certified Correct:

 MARYGRACE A. YAMBABO
 Accountant Designate

Recommending Approval:

 LUIS B. EVANGELISTA
 Chief, IMSD

Approved By:

 ATTY. ALVIN M. VILLAMOR
 OIC Regional Director