

**MONTHLY REPORT OF DISBURSEMENTS**  
For the Month of July 2015


FAR No. 4


Department : **DEPARTMENT OF LABOR AND EMPLOYMENT**  
 Agency : **Office of the Secretary**  
 Operating Unit : **Regional Office No. 4B**  
 Organization Code (UACS) : **160010300017**  
 Funding Source Code (as clustered) : **01101101**

PARTICULARS	CURRENT YEAR BUDGET					PRIOR YEAR'S BUDGET						SUB-TOTAL	TRUST LIABILITIES				GRAND TOTAL					Remarks						
	PS	MOOE	Fin. Exp	CO	TOTAL	PRIOR YEAR'S			CURRENT YEAR'S ACCOUNT PAYABLE				TOTAL	PS	MOOE	CO	TOTAL	PS	MOOE	Fin. Exp	CO		TOTAL					
						P	M	F	C	Sub-Total	P													M	F	C	Sub-Total	
1	2	3	4	5	6= (2+ 3+ 4+ 5)	7	8	9	10	11= (7+ 8+ 9+ 10)	12	13	14	15	16= (12+ 13+ 14+ 15)	17= (11+ 16)	18= (6+ 17)	19	20	21	22= (19+ 20+ 21)	23	24	25	26	27= (23+ 24+ 25+ 26)	28	
Notice of Cash Allocation (NCA)																												
MDS Checks Issued	751,287.41	324,516.62			1,075,804.03						107,826.05	107,826.05	107,826.05		1,183,630.08	1,183,630.08						751,287.41	432,342.67			1,183,630.08		
LDDAP-ADA	18,000.00	618,986.64			636,986.64										636,986.64	636,986.64						18,000.00	618,986.64			636,986.64		
Advice to Debit Account (ADA)																												
Notice of Transfer of Allocation (NTA)		1,613,716.29			1,613,716.29										1,613,716.29	1,613,716.29							1,613,716.29			1,613,716.29		
Working Fund (NCS Issued to BTr)																												
Tax Remittance Advices Issued (TRA)	140,346.11	23,329.75			163,675.86										163,675.86	163,675.86						140,346.11	23,329.75			163,675.86		
Cash Disbursement Ceiling (CDC)																												
Non-Cash Availment Authority (NCAA)																												
Others(CDT, BTr Docs Stamp, etc.)																												
<b>Total</b>	<b>909,633.52</b>	<b>2,580,549.30</b>	<b>-</b>	<b>-</b>	<b>3,490,182.82</b>						<b>107,826.05</b>	<b>107,826.05</b>	<b>107,826.05</b>		<b>3,598,008.87</b>	<b>3,598,008.87</b>					<b>909,633.52</b>	<b>2,688,375.35</b>	<b>-</b>	<b>-</b>	<b>3,598,008.87</b>			

SUMMARY:	Previous Report	This Month	As of Date	Total Disbursements Program	Previous Report	This Month	As of Date
	As of Jun	Jul	Jul		As of Jun	Jul	Jul
Total Disbursement Authorities Received	48,230,706.83	7,850,675.86	56,081,382.69	Less: *Actual Disbursements (Over)/Under spending	60,245,094.53	8,015,575.86	68,260,670.39
NCA	47,145,305.00	7,687,000.00	54,832,305.00		36,954,763.50	3,598,008.87	40,552,772.37
Working Fund	-	-	-		23,290,331.03	4,417,566.99	27,707,898.02
TRA	1,085,401.83	163,675.86	1,249,077.69				
CDC	-	-	-				
NCAA	-	-	-				
Others (CDT, BTr Docs Stamp, etc.)	-	-	-				
Add: Notice of Transfer Allocations (NTA) Received from Central Office	12,014,387.70	164,900.00	12,179,287.70				
Total Disbursement Authorities Available	60,245,094.53	8,015,575.86	68,260,670.39				
Less: Lapsed NCA	14,231,580.16	-	14,231,580.16				
*Disbursements	36,954,763.50	3,598,008.87	40,552,772.37				
Balance of Disbursements Authorities as of to d	9,058,750.87	4,417,566.99	13,476,317.86				

Notes: The use of NTA is discouraged  
\*Amount should tally

Certified Correct:  
  
  
**MARYGRACE U. ARCAYOS**  
 Accountant Designate  
 Date: August 3, 2015

Approved by:  
  
  
**TEODORO T. DELSON**  
 OIC, Regional Director  
 Date: August 3, 2015

MONTHLY REPORT OF DISBURSEMENTS  
For the Month of August 2015

Department : DEPARTMENT OF LABOR AND EMPLOYMENT  
 Agency : Office of the Secretary  
 Operating Unit : Regional Office No. 48  
 Organization Code (UACS) : 160010300017  
 Funding Source Code (as clustered) :01101101

PARTICULARS	CURRENT YEAR BUDGET					PRIOR YEAR'S BUDGET										TRUST LIABILITIES			GRAND TOTAL					Remarks			
	PS	MOOE	Fin. Exp	CO	TOTAL	PRIOR YEAR'S A				CURRENT YEAR'S ACCOUNT PAYABLE				TOTAL	SUB-TOTAL	PS	MOOE	CO	TOTAL	PS	MOOE	Fin. Exp	CO		TOTAL		
						P	M	F	C	Sub-To	P	M	F													C	Sub-Total
1	2	3	4	5	6= (2+ 3+ 4+ 5)	7	8	9	11= (7+ 8+ 9+ 10)	12	13	14	15	16= (12+ 13+ 14+ 15)	17= (11+ 16)	18= (6+ 17)	19	20	21	22= (19+ 20+ 21)	23	24	25	26	27= (23+ 24+ 25+ 26)	28	
Notice of Cash Allocation (NCA)					-																						
MDS Checks Issued	59,005.72	1,814,014.51			1,873,020.23						315,564.98			315,564.98	315,564.98	2,188,585.21					59,005.72	2,129,579.49				2,188,585.21	
LDDAP-ADA	1,133,290.26	466,965.02			1,600,255.28											1,600,255.28					1,133,290.26	466,965.02				1,600,255.28	
Advice to Debit Account (ADA)																											
Notice of Transfer of Allocation (NTA)		761,192.46			761,192.46											761,192.46							761,192.46			761,192.46	
Working Fund (NCS Issued to BTr)																											
Tax Remittance Advices Issued (TRA)	139,855.53	6,098.01			145,953.54										145,953.54						139,855.53	6,098.01				145,953.54	
Cash Disbursement Ceiling (CDC)																											
Non-Cash Availment Authority (NCAA)																											
Others(CDT, BTr Docs Stamp, etc.)																											
<b>Total</b>	<b>1,332,151.51</b>	<b>3,048,270.00</b>			<b>4,380,421.51</b>						<b>315,564.98</b>			<b>315,564.98</b>	<b>315,564.98</b>	<b>4,695,986.49</b>					<b>1,332,151.51</b>	<b>3,363,834.98</b>				<b>4,695,986.49</b>	

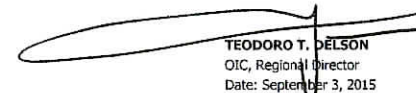
SUMMARY:	Previous Report	This Month	As of Date	Total Disbursements Program	Previous Report	This Month	As of Date
	As of Jul	Aug	Aug		As of Jul	Aug	Aug
Total Disbursement Authorities Received	56,081,382.69	7,833,953.54	63,915,336.23	Less: *Actual Disbursements	68,260,670.39	10,236,453.54	78,497,123.93
NCA	54,832,305.00	7,688,000.00	62,520,305.00	(Over)/Under spending	40,552,772.37	4,695,986.49	45,248,758.86
Working Fund	-	-	-		27,707,898.02	5,540,467.05	33,248,365.07
TRA	1,249,077.69	145,953.54	1,395,031.23				
CDC	-	-	-				
NCAA	-	-	-				
Others (CDT, BTr Docs Stamp, etc)	-	-	-				
Add: Notice of Transfer Allocations (NTA)							
Received from Central Office	12,179,287.70	2,402,500.00	14,581,787.70				
Total Disbursement Authorities Available	68,260,670.39	10,236,453.54	78,497,123.93				
Less: Lapsed NCA	14,231,580.16	-	14,231,580.16				
*Disbursements	40,552,772.37	4,695,986.49	45,248,758.86				
Balance of Disbursements Authorities as of to da	13,476,317.86	5,540,467.05	19,016,784.91				

Notes: The use of NTA is discouraged  
\*Amount should tally

Certified Correct:

**MARYGRACE U. ARCAYOS**  
Accountant Designate  
Date: September 3, 2015

Approved by:

  
**TEODORO T. DELSON**  
OIC, Regional Director  
Date: September 3, 2015

MONTHLY REPORT OF DISBURSEMENTS  
For the Month of September 2015

Department : DEPARTMENT OF LABOR AND EMPLOYMENT  
Agency : Office of the Secretary  
Operating Unit : Regional Office No. 4B  
Organization Code (UACS) : 160010300017  
Funding Source Code (as clustered) :01101101

PARTICULARS	CURRENT YEAR BUDGET					PRIOR YEAR'S BUDGET							TRUST LIABILITIES				GRAND TOTAL					Remarks						
	PS	MOOE	Fin. Exp	CO	TOTAL	PRIOR YEAR'S A			CURRENT YEAR'S ACCOUNT PAYABLE				SUB-TOTAL	PS	MOOE	CO	TOTAL	PS	MOOE	Fin. Exp	CO		TOTAL					
						P	M	F	C	Sub-To	PS	MOOE												F	C	Sub-Total	TOTAL	
1	2	3	4	5	6= (2+ 3+ 4+ 5)	7	8	9	10	11= (7+ 8+ 9+ 10)	12	13	14	15	16= (12+ 13+ 14+ 15)	17= (11+ 16)	18= (6+ 17)	19	20	21	22= (19+ 20+ 21)	23	24	25	26	27= (23+ 24+ 25+ 26)	28	
Notice of Cash Allocation (NCA)					-					-					-													
MDS Checks Issued	3,950.00	5,929,684.62			5,933,634.62											5,933,634.62							3,950.00	5,929,684.62			5,933,634.62	
LDDAP-ADA	1,133,217.98	881,783.44			2,015,001.42											2,015,001.42							1,133,217.98	881,783.44			2,015,001.42	
Advice to Debit Account (ADA)																												
Notice of Transfer of Allocation (NTA)		2,044,402.84			2,044,402.84						480,104.84		480,104.84		480,104.84	2,524,507.68								2,524,507.68			2,524,507.68	
Working Fund (NCS Issued to BTr)																												
Tax Remittance Advices Issued (TRA)	138,850.82	44,395.61			183,246.43											183,246.43							138,850.82	44,395.61			183,246.43	
Cash Disbursement Ceiling (CDC)																												
Non-Cash Availment Authority (NCAA)																												
Others(CDT, BTr Docs Stamp, etc.)																												
<b>Total</b>	<b>1,276,018.80</b>	<b>8,900,266.51</b>	<b>-</b>	<b>-</b>	<b>10,176,285.31</b>						<b>480,104.84</b>		<b>480,104.84</b>		<b>480,104.84</b>	<b>10,656,390.15</b>						<b>1,276,018.80</b>	<b>9,380,371.35</b>	<b>-</b>	<b>-</b>	<b>10,656,390.15</b>		

SUMMARY:	Previous Report	This Month	As of Date	Total Disbursements Program	Previous Report	This Month	As of Date
	As of Aug	Sep	Sep		As of Aug	Sep	Sep
Total Disbursement Authorities Received	63,915,336.23	7,874,746.43	71,790,082.66	Total Disbursements Program	78,497,123.93	7,917,267.43	86,414,391.36
NCA	62,520,305.00	7,691,500.00	70,211,805.00	Less: *Actual Disbursements	45,248,758.86	8,131,882.47	53,380,641.33
Working Fund	-	-	-	(Over)/Under spending	33,248,365.07	(214,615.04)	33,033,750.03
TRA	1,395,031.23	183,246.43	1,578,277.66				
CDC	-	-	-				
NCAA	-	-	-				
Others (CDT, BTr Docs Stamp, etc)	-	-	-				
Add: Notice of Transfer Allocations (NTA) Received from Central Office	14,581,787.70	42,521.00	14,624,308.70				
Total Disbursement Authorities Available	78,497,123.93	7,917,267.43	86,414,391.36				
Less: Lapsed NCA	14,231,580.16	10,724,414.69	24,955,994.85				
*Disbursements	45,248,758.86	8,131,882.47	53,380,641.33				
Balance of Disbursements Authorities as of to date	19,016,784.91	(10,939,029.73)	8,077,755.18				

Notes: The use of NTA is discouraged  
\*Amount should tally

Certified Correct:  
  
**MARYGRACE U. ARCAYOS**  
Accountant Designate  
Date: October 8, 2015

Approved by:  
  
**RODERICK F. TAMACAY**  
OIC, Asst. Regional Director  
Date: October 8, 2015