

MONTHLY REPORT OF DISBURSEMENTS
For the Month of December 2015

Department : DEPARTMENT OF LABOR AND EMPLOYMENT
Agency : Office of the Secretary
Operating Unit : Regional Office No. 4B
Organization Code (UACS) : 16091.0300017
Funding Source Code (as clustered) : 01101121

| PARTICULARS | CURRENT YEAR BUDGET | | | | | PRIOR YEAR'S BUDGET | | | | | | | | | | | SUB-TOTAL | TRUST LIABILITIES | | | | GRAND TOTAL | | | | | Remarks | | |
|----------------------------------------|---------------------|----------------------|----------|----|----------------------|---------------------|---|---|--------------------------------|-------------------|----|-------------------|-------|----|----------------------|--------------|-------------|-------------------|----|------|------------------|-------------|---------------------|----------------------|----|----------------------|---------|----------------------|--------------|
| | PS | MOOE | Fin. Exp | CO | TOTAL | PRIOR YEAR'S A | | | CURRENT YEAR'S ACCOUNT PAYABLE | | | | TOTAL | PS | MOOE | CO | | TOTAL | PS | MOOE | Fin. Exp | CO | TOTAL | | | | | | |
| | | | | | | P | M | F | C | Sub-To | PS | MOOE | | | | | | | | | | | | Fin. Exp | CO | Sub-Total | | | |
| 1 | 2 | 3 | 4 | 5 | 6= (2+ 3+ 4+ 5) | 7 | 8 | 9 | 10 | 11= (7+ 8+ 9+ 10) | 12 | 13 | 14 | 15 | 16= (12+ 13+ 14+ 15) | 17= (11+ 16) | 18= (6+ 17) | 19 | 20 | 21 | 22= (19+ 20+ 21) | 23 | 24 | 25 | 26 | 27= (23+ 24+ 25+ 26) | 28 | | |
| Notice of Cash Allocation (NCA) | | | | | | | | | | | | | | | | | | | | | | | | | | | | | |
| MDS Checks Issued | 270,008.14 | 11,179,285.33 | | | 11,549,293.47 | | | | | | | 335,355.00 | | | 335,355.00 | | | | | | | | 270,008.14 | 11,615,140.33 | | | | 11,885,148.47 | |
| LDDAP-ADA | 1,211,506.76 | 1,654,632.54 | | | 2,906,189.30 | | | | | | | 26,968.75 | | | 26,968.75 | | | | | | | | 1,211,506.76 | 1,721,671.29 | | | | 2,933,178.05 | |
| Advice to Debit Account (ADA) | | | | | | | | | | | | | | | | | | | | | | | | | | | | | |
| Notice of Transfer of Allocation (NTA) | | 8,140,835.17 | | | 8,140,835.17 | | | | | | | 589,450.74 | | | 589,450.74 | | | | | | | | | | | | | | 8,730,285.91 |
| Working Fund (NCS Issued to BTR) | | | | | | | | | | | | | | | | | | | | | | | | | | | | | |
| Tax Remittance Advices Issued (TRA) | 137,017.97 | 53,700.06 | | | 190,718.03 | | | | | | | | | | | | | | | | | | 137,017.97 | 53,700.06 | | | | 190,718.03 | |
| Cash Disbursement Ceiling (CDC) | | | | | | | | | | | | | | | | | | | | | | | | | | | | | |
| Non-Cash Availment Authority (NCAA) | | | | | | | | | | | | | | | | | | | | | | | | | | | | | |
| Others (CDT, BTR Docs Stamp, etc.) | | | | | | | | | | | | | | | | | | | | | | | | | | | | | |
| Total | 1,668,532.87 | 21,176,473.10 | | | 22,795,005.97 | | | | | | | 952,294.49 | | | 952,294.49 | | | | | | | | 1,618,532.87 | 22,128,767.59 | | | | 23,747,300.46 | |

| SUMMARY: | Previous Report | This Month | As of Date | Total Disbursements Program | Previous Report | This Month | As of Date |
|------------------------------------------------------------------------|-----------------|-----------------|----------------|---------------------------------------------------|-----------------|-----------------|----------------|
| | As of Nov | Dec | Dec | | As of Nov | Dec | Dec |
| Total Disbursement Authorities Received | 87,520,151.18 | 7,579,718.09 | 95,107,869.21 | Less: *Actual Disbursements (Over)/Under spending | 106,797,384.88 | 12,014,718.03 | 118,812,072.91 |
| NCA | 85,584,505.00 | 7,669,000.00 | 93,273,505.00 | | 69,241,732.19 | 23,747,300.46 | 92,989,022.55 |
| Working Fund | - | - | - | | 37,555,632.69 | (11,732,581.43) | 25,823,050.26 |
| TRA | 1,943,646.18 | 150,718.03 | 2,134,564.21 | | | | |
| CDC | - | - | - | | | | |
| NCAA | - | - | - | | | | |
| Others (CDT, BTR Docs Stamp, etc.) | - | - | - | | | | |
| Add: Notice of Transfer Allocations (NTA) Received from Central Office | 19,269,703.70 | 4,135,090.00 | 23,404,203.70 | | | | |
| Total Disbursement Authorities Available | 106,797,384.88 | 12,014,718.03 | 118,812,072.91 | | | | |
| Less: Lapped NCA | 24,955,594.85 | 90.66 | 24,956,085.51 | | | | |
| *Disbursements | 69,241,732.19 | 23,747,300.46 | 92,989,022.55 | | | | |
| Balance of Disbursements Authorities as of date | 12,599,637.84 | (11,732,673.09) | 866,964.75 | | | | |

Notes: The use of NTA is discouraged
*Amount should tally

Certified Correct:


MARYS RANCE U. ARCAYOS
 Accountant Designate
 Date:

Approved by:

ATTY. ALVIN M. VILLAMOR
 OIC, Regional Director
 Date:

MONTHLY REPORT OF DISBURSEMENTS
For the Month of November 2015

FAR No. 4


Department : DEPARTMENT OF LABOR AND EMPLOYMENT
 Agency : Office of the Secretary
 Operating Unit : Regional Office No. 4B
 Organization Code (UACS) : 160010300017
 Funding Source Code (as clustered) :01101101


| PARTICULARS | CURRENT YEAR BUDGET | | | | | PRIOR YEAR'S BUDGET | | | | | | | | | | | TRUST LIABILITIES | | | | GRAND TOTAL | | | | | Remarks | | |
|----------------------------------------|---------------------|---------------------|----------|----------|---------------------|---------------------|---|---|----|-------------------|--------------------------------|------|----|----|----------------------|-------------------|---------------------|----|------|----|------------------|---------------------|---------------------|----------|----------|----------------------|--------------|--------------|
| | PS | MOOE | Fin. Exp | CO | TOTAL | PRIOR YEAR'S A | | | | | CURRENT YEAR'S ACCOUNT PAYABLE | | | | | | SUB-TOTAL | PS | MOOE | CO | TOTAL | PS | MOOE | Fin. Exp | CO | | TOTAL | |
| | | | | | | P | M | F | C | Sub-To | PS | MOOE | Fi | C | Sub-Total | TOTAL | | | | | | | | | | | | |
| 1 | 2 | 3 | 4 | 5 | 6= (2+ 3+ 4+ 5) | 7 | 8 | 9 | 10 | 11= (7+ 8+ 9+ 10) | 12 | 13 | 14 | 15 | 16= (12+ 13+ 14+ 15) | 17= (11+ 16) | 18= (6+ 17) | 19 | 20 | 21 | 22= (19+ 20+ 21) | 23 | 24 | 25 | 26 | 27= (23+ 24+ 25+ 26) | 28 | |
| Notice of Cash Allocation (NCA) | | | | | - | | | | | | | | | | | | | | | | | | | | | | | |
| MDS Checks Issued | | 2,709,761.13 | | | 2,709,761.13 | | | | | | 39,729.38 | | | | 39,729.38 | 39,729.38 | | | | | | | | | | | | 2,749,490.51 |
| LDDAP-ADA | 1,340,575.95 | 655,806.11 | | | 1,996,382.06 | | | | | | 258,108.75 | | | | 258,108.75 | 258,108.75 | | | | | | 1,340,575.95 | | | | | 913,914.86 | 2,254,490.81 |
| Advice to Debit Account (ADA) | | | | | - | | | | | | | | | | - | | | | | | | | | | | | | |
| Notice of Transfer of Allocation (NTA) | | 1,914,427.52 | | | 1,914,427.52 | | | | | | | | | | - | | | | | | | | | | | | 1,914,427.52 | |
| Working Fund (NCS Issued to BTr) | | | | | - | | | | | | | | | | - | | | | | | | | | | | | | |
| Tax Remittance Advices Issued (TRA) | 142,103.49 | 58,736.83 | | | 200,840.32 | | | | | | | | | | - | | | | | | | | | | | | 200,840.32 | |
| Cash Disbursement Ceiling (CDC) | | | | | - | | | | | | | | | | - | | | | | | | | | | | | | |
| Non-Cash Availment Authority (NCAA) | | | | | - | | | | | | | | | | - | | | | | | | | | | | | | |
| Others(CDT, BTr Docs Stamp, etc.) | | | | | - | | | | | | | | | | - | | | | | | | | | | | | | |
| Total | 1,482,679.44 | 5,338,731.59 | - | - | 6,821,411.03 | | | | | | 297,838.13 | | | | 297,838.13 | 297,838.13 | 7,119,249.16 | | | | | 1,482,679.44 | 5,636,569.72 | - | - | 7,119,249.16 | | |

| SUMMARY: | Previous Report | | This Month | | As of Date | | Total Disbursements Program | Previous Report | | This Month | | As of Date | |
|------------------------------------------------------------------------|-----------------|---------------|---------------|--------------|----------------|---------------|-----------------------------|-----------------|----------------|----------------|---------------|--------------|---------------|
| | As of Oct | Nov | As of Oct | Nov | As of Oct | Nov | | As of Oct | Nov | As of Oct | Nov | As of Oct | Nov |
| Total Disbursement Authorities Received | 79,639,310.86 | 7,888,840.32 | 77,896,305.00 | 7,688,000.00 | 87,528,151.18 | 85,584,305.00 | 96,702,514.56 | 10,094,840.32 | 106,797,354.88 | 106,797,354.88 | 57,230,516.48 | 5,204,821.64 | 62,435,338.12 |
| NCA | 77,896,305.00 | 7,688,000.00 | - | - | - | - | 39,471,998.08 | 4,890,018.68 | 44,362,016.76 | 44,362,016.76 | - | - | - |
| Working Fund | - | - | - | - | - | - | - | - | - | - | - | - | - |
| TRA | 1,743,005.86 | 200,840.32 | - | - | 1,943,846.18 | - | - | - | - | - | - | - | - |
| CDC | - | - | - | - | - | - | - | - | - | - | - | - | - |
| NCAA | - | - | - | - | - | - | - | - | - | - | - | - | - |
| Others (CDT, BTr Docs Stamp, etc) | - | - | - | - | - | - | - | - | - | - | - | - | - |
| Add: Notice of Transfer Allocations (NTA) Received from Central Office | 17,063,203.70 | 2,206,000.00 | - | - | 19,269,203.70 | - | - | - | - | - | - | - | - |
| Total Disbursement Authorities Available | 96,702,514.56 | 10,094,840.32 | - | - | 106,797,354.88 | - | - | - | - | - | - | - | - |
| Less: Lapsed NCA | 24,955,994.85 | - | - | - | 24,955,994.85 | - | - | - | - | - | - | - | - |
| *Disbursements | 57,230,516.48 | 5,204,821.64 | - | - | 62,435,338.12 | - | - | - | - | - | - | - | - |
| Balance of Disbursements Authorities as of to da | 14,516,003.23 | 4,890,018.68 | - | - | 19,406,021.91 | - | - | - | - | - | - | - | - |

Notes: The use of NTA is discouraged
 *Amount should tally

Certified Correct:


MARYGRACE U. ARCAYOS
 Accountant Designate
 Date: December 7, 2015

Approved by:

ATTY. ALVIN M. VILLAMOR
 OIC, Regional Director
 Date: December 7, 2015

MONTHLY REPORT OF DISBURSEMENTS
For the Month of October 2015


FAR No. 4


Department : DEPARTMENT OF LABOR AND EMPLOYMENT
 Agency : Office of the Secretary
 Operating Unit : Regional Office No. 4B
 Organization Code (UACS) : 160010300017
 Funding Source Code (as clustered) :01101101

| PARTICULARS | CURRENT YEAR BUDGET | | | | | PRIOR YEAR'S BUDGET | | | | | | | | | | | SUB-TOTAL | TRUST LIABILITIES | | | | GRAND TOTAL | | | | | Remarks | |
|----------------------------------------|---------------------|---------------------|----------|----------|---------------------|---------------------|---|---|------------------|--------|--------------------------------|----|----|---------------------|-------------------|---------------------|-----------|-------------------|----|-----------------|---------------------|---------------------|----------|----------|---------------------|--------------|---------|-------|
| | PS | MOOE | Fin. Exp | CO | TOTAL | PRIOR YEAR'S A | | | | | CURRENT YEAR'S ACCOUNT PAYABLE | | | | | | | TOTAL | PS | MOOE | CO | TOTAL | PS | MOOE | Fin. Exp | CO | | TOTAL |
| | | | | | | P | M | F | C | Sub-To | P | M | F | C | Sub-Total | P | | | | | | | | | | | | |
| 1 | 2 | 3 | 4 | 5 | 6=(2+ 3+ 4+ 5) | 7 | 8 | 9 | 11=(7+ 8+ 9+ 10) | 12 | 13 | 14 | 15 | 16=(12+ 13+ 14+ 15) | 17=(11+ 16) | 18=(6+ 17) | 19 | 20 | 21 | 22=(19+ 20+ 21) | 23 | 24 | 25 | 26 | 27=(23+ 24+ 25+ 26) | 28 | | |
| Notice of Cash Allocation (NCA) | | | | | - | | | | | | | | | | | | | | | | | | | | | | | |
| MDS Checks Issued | 3,950.00 | 1,561,846.25 | | | 1,565,796.25 | | | | | | 350,959.15 | | | 350,959.15 | 350,959.15 | 1,916,755.40 | | | | | 3,950.00 | 1,912,805.40 | | | | 1,916,755.40 | | |
| LDDAP-ADA | 1,126,469.01 | 552,605.04 | | | 1,679,074.05 | | | | | | 89,317.50 | | | 89,317.50 | 89,317.50 | 1,768,391.55 | | | | | 1,126,469.01 | 641,922.54 | | | | 1,768,391.55 | | |
| Advice to Debit Account (ADA) | | | | | - | | | | | | | | | | | | | | | | | | | | | | | |
| Notice of Transfer of Allocation (NTA) | | 2,363,048.87 | | | 2,363,048.87 | | | | | | | | | | 2,363,048.87 | | | | | | | 2,363,048.87 | | | | 2,363,048.87 | | |
| Working Fund (NCS Issued to BTr) | | | | | - | | | | | | | | | | | | | | | | | | | | | | | |
| Tax Remittance Advices Issued (TRA) | 142,103.49 | 22,624.71 | | | 164,728.20 | | | | | | | | | | 164,728.20 | | | | | | 142,103.49 | 22,624.71 | | | | 164,728.20 | | |
| Cash Disbursement Ceiling (CDC) | | | | | - | | | | | | | | | | | | | | | | | | | | | | | |
| Non-Cash Availment Authority (NCAA) | | | | | - | | | | | | | | | | | | | | | | | | | | | | | |
| Others(CDT, BTr Docs Stamp, etc.) | | | | | - | | | | | | | | | | | | | | | | | | | | | | | |
| Total | 1,272,522.50 | 4,500,124.87 | - | - | 5,772,647.37 | | | | | | 440,276.65 | | | 440,276.65 | 440,276.65 | 6,212,924.02 | | | | | 1,272,522.50 | 4,940,401.52 | - | - | 6,212,924.02 | | | |

| SUMMARY: | Previous Report | This Month | As of Date | Total Disbursements Program | Previous Report | This Month | As of Date |
|------------------------------------------------------------------------|-----------------|---------------|---------------|-----------------------------|-----------------|---------------|---------------|
| | As of Sep | Oct | Oct | | As of Sep | Oct | Oct |
| Total Disbursement Authorities Received | 71,787,582.66 | 7,851,728.20 | 79,639,310.86 | Total Disbursements Program | 86,414,391.36 | 10,288,123.20 | 96,702,514.56 |
| NCA | 70,209,305.00 | 7,687,000.00 | 77,896,305.00 | Less: *Actual Disbursements | 53,380,641.33 | 3,849,875.15 | 57,230,516.48 |
| Working Fund | - | - | - | (Over)/Under spending | 33,033,750.03 | 6,438,248.05 | 39,471,998.08 |
| TRA | 1,578,277.66 | 164,728.20 | 1,743,005.86 | | | | |
| CDC | - | - | - | | | | |
| NCAA | - | - | - | | | | |
| Others (CDT, BTr Docs Stamp, etc) | - | - | - | | | | |
| Add: Notice of Transfer Allocations (NTA) Received from Central Office | 14,626,808.70 | 2,436,395.00 | 17,063,203.70 | | | | |
| Total Disbursement Authorities Available | 86,414,391.36 | 10,288,123.20 | 96,702,514.56 | | | | |
| Less: Lapsed NCA | 24,955,994.85 | - | 24,955,994.85 | | | | |
| *Disbursements | 53,380,641.33 | 3,849,875.15 | 57,230,516.48 | | | | |
| Balance of Disbursements Authorities as of to da | 8,077,755.18 | 6,438,248.05 | 14,516,003.23 | | | | |

Notes: The use of NTA is discouraged
 *Amount should tally

Certified Correct:

MARYGRACE U. ARCAYOS
 Accountant Designate
 Date: November 10, 2015

Approved by:

RODERICK F. TAMACAY
 OIC, Asst. Regional Director
 Date: November 10, 2015