

**FY 2021 MONTHLY DISBURSEMENT PROGRAM
CURRENT APPROPRIATION
(In Thousand Pesos)**

BED No. 3

Department : Department of Labor and Employment
 Agency : Office of the Secretary
 Operating Unit : MIMAROPA REGION
 Organization Code (UACS) : 16-001-03-00017

PARTICULARS	UACS CODE	TOTAL PROGRAM	TAX REM. ADVISE (TRA)	PROGRAM NET OF TRA	FULL YEAR REQUIREMENT																			
					QUARTER 1				QUARTER 2				Sub-total First Semester	QUARTER 3				QUARTER 4				Sub-total Second Semester	FULL YEAR TOTAL	
					JAN	FEB	MAR	TOTAL	APR	MAY	JUNE	TOTAL		JULY	AUG	SEPT	TOTAL	OCT	NOV	DEC	TOTAL			
1	2	3	4	5	6	7	8	9=6+7+8	10	11	12	13=10+11+12	14=9+13	15	16	17	18=15+16+17	19	20	21	22=19+20+21	23	24	
PART A																								
I. NOTICE OF CASH ALLOCATION (NCA)																								
A. Fiscal Year's (FY) Budget																								
New GAA																								
Comprehensive Release																								
Specific Budget of National Gov't. Agencies (Programs and Locally Funded Projects)																								
General Administration and Support																								
General Management & Supervision																								
PS		20,671	1,273	19,398	1,261	1,261	1,260	3,782	1,500	2,975	1,260	5,735	9,517	1,260	1,261	1,261	3,782	1,261	3,195	1,643	6,099	9,881	19,398	
MOOE		5,809	290	5,519	657	656	656	1,969	948	948	948	2,844	4,813	198	197	197	592	38	38	38	114	706	5,519	
Fin. Exp. (if applicable)		-	-	-	-	-	-	-	-	-	-	-	-	-	-	-	-	-	-	-	-	-	-	
CO		-	-	-	-	-	-	-	-	-	-	-	-	-	-	-	-	-	-	-	-	-	-	
Total General Administration and Support																								
PS		20,671	1,273	19,398	1,261	1,261	1,260	3,782	1,500	2,975	1,260	5,735	9,517	1,260	1,261	1,261	3,782	1,261	3,195	1,643	6,099	9,881	19,398	
MOOE		5,809	290	5,519	657	656	656	1,969	948	948	948	2,844	4,813	198	197	197	592	38	38	38	114	706	5,519	
Fin. Exp. (if applicable)		-	-	-	-	-	-	-	-	-	-	-	-	-	-	-	-	-	-	-	-	-	-	
CO		-	-	-	-	-	-	-	-	-	-	-	-	-	-	-	-	-	-	-	-	-	-	
Operations																								
Youth Employability																								
SPES																								
PS		-	-	-	-	-	-	-	-	-	-	-	-	-	-	-	-	-	-	-	-	-	-	-
MOOE		10,540	527	10,013	258	257	257	772	435	434	434	1,303	2,075	1,695	1,694	1,694	5,083	952	952	951	2,855	7,938	10,013	
Fin. Exp. (if applicable)		-	-	-	-	-	-	-	-	-	-	-	-	-	-	-	-	-	-	-	-	-	-	
CO		-	-	-	-	-	-	-	-	-	-	-	-	-	-	-	-	-	-	-	-	-	-	
Total Youth Employability																								
PS		-	-	-	-	-	-	-	-	-	-	-	-	-	-	-	-	-	-	-	-	-	-	-
MOOE		10,540	527	10,013	258	257	257	772	435	434	434	1,303	2,075	1,695	1,694	1,694	5,083	952	952	951	2,855	7,938	10,013	
Fin. Exp. (if applicable)		-	-	-	-	-	-	-	-	-	-	-	-	-	-	-	-	-	-	-	-	-	-	
CO		-	-	-	-	-	-	-	-	-	-	-	-	-	-	-	-	-	-	-	-	-	-	
Job Search Assistance																								
Public Employment (PES)																								
PS		-	-	-	-	-	-	-	-	-	-	-	-	-	-	-	-	-	-	-	-	-	-	-
MOOE		528	26	502	51	41	41	133	41	41	41	123	256	41	41	41	123	41	41	41	123	246	502	
Fin. Exp. (if applicable)		-	-	-	-	-	-	-	-	-	-	-	-	-	-	-	-	-	-	-	-	-	-	
CO		-	-	-	-	-	-	-	-	-	-	-	-	-	-	-	-	-	-	-	-	-	-	
Total Job Search Assistance																								
PS		-	-	-	-	-	-	-	-	-	-	-	-	-	-	-	-	-	-	-	-	-	-	-
MOOE		528	26	502	51	41	41	133	41	41	41	123	256	41	41	41	123	41	41	41	123	246	502	
Fin. Exp. (if applicable)		-	-	-	-	-	-	-	-	-	-	-	-	-	-	-	-	-	-	-	-	-	-	
CO		-	-	-	-	-	-	-	-	-	-	-	-	-	-	-	-	-	-	-	-	-	-	
Locally-Funded Projects																								
Workers Organizations Development Program (WODP)																								
PS		-	-	-	-	-	-	-	-	-	-	-	-	-	-	-	-	-	-	-	-	-	-	-
MOOE		843	42	801	40	40	40	120	11	10	40	61	181	230	40	40	310	230	40	40	310	620	801	
Fin. Exp. (if applicable)		-	-	-	-	-	-	-	-	-	-	-	-	-	-	-	-	-	-	-	-	-	-	
CO		-	-	-	-	-	-	-	-	-	-	-	-	-	-	-	-	-	-	-	-	-	-	
Total Workers Organizations Development and Empowerment																								
PS		-	-	-	-	-	-	-	-	-	-	-	-	-	-	-	-	-	-	-	-	-	-	-
MOOE		843	42	801	40	40	40	120	11	10	40	61	181	230	40	40	310	230	40	40	310	620	801	
Fin. Exp. (if applicable)		-	-	-	-	-	-	-	-	-	-	-	-	-	-	-	-	-	-	-	-	-	-	
CO		-	-	-	-	-	-	-	-	-	-	-	-	-	-	-	-	-	-	-	-	-	-	
Labor Laws Compliance																								
Labor Laws Compliance System (LLCS)																								

**FY 2021 MONTHLY DISBURSEMENT PROGRAM
CURRENT APPROPRIATION
(In Thousand Pesos)**

BED No. 3

Department : Department of Labor and Employment
 Agency : Office of the Secretary
 Operating Unit : MIMAROPA REGION
 Organization Code (UACS) : 16-001-03-00017


PARTICULARS	UACS CODE	TOTAL PROGRAM	TAX REM. ADVISE (TRA)	PROGRAM, NET OF TRA	FULL YEAR REQUIREMENT																		
					QUARTER 1				QUARTER 2				Sub-total First Semester 14=9+13	QUARTER 3				QUARTER 4				Sub-total Second Semester 23	FULL YEAR TOTAL
					JAN	FEB	MAR	TOTAL 9=6+7+8	APR	MAY	JUNE	TOTAL 13=10+11+12		JULY	AUG	SEPT	TOTAL 18=15+16+17	OCT	NOV	DEC	TOTAL 22=19+20+21		
1	2	3	4	5	6	7	8	9=6+7+8	10	11	12	13=10+11+12	14=9+13	15	16	17	18=15+16+17	19	20	21	22=19+20+21	23	24
PS		4,190	262	3,928	312	312	313	937	322	379	312	1,013	1,950	312	312	313	937	313	389	339	1,041	1,978	3,928
MOOE		2,987	149	2,838	252	252	251	755	235	235	235	705	1,460	415	415	415	1,245	45	44	44	133	1,378	2,838
Fin. Exp. (if applicable)		-	-	-	-	-	-	-	-	-	-	-	-	-	-	-	-	-	-	-	-	-	-
CO		-	-	-	-	-	-	-	-	-	-	-	-	-	-	-	-	-	-	-	-	-	-
Total Labor Laws Compliance																							
PS		4,190	262	3,928	312	312	313	937	322	379	312	1,013	1,950	312	312	313	937	313	389	339	1,041	1,978	3,928
MOOE		2,987	149	2,838	252	252	251	755	235	235	235	705	1,460	415	415	415	1,245	45	44	44	133	1,378	2,838
Fin. Exp. (if applicable)		-	-	-	-	-	-	-	-	-	-	-	-	-	-	-	-	-	-	-	-	-	-
CO		-	-	-	-	-	-	-	-	-	-	-	-	-	-	-	-	-	-	-	-	-	-
Case Management																							
Conciliation-Mediation																							
PS		-	-	-	-	-	-	-	-	-	-	-	-	-	-	-	-	-	-	-	-	-	-
MOOE		379	20	359	2	6	-	8	39	39	38	116	124	77	76	76	229	6	-	-	6	235	359
Fin. Exp. (if applicable)		-	-	-	-	-	-	-	-	-	-	-	-	-	-	-	-	-	-	-	-	-	-
CO		-	-	-	-	-	-	-	-	-	-	-	-	-	-	-	-	-	-	-	-	-	-
Total Case Management																							
PS		-	-	-	-	-	-	-	-	-	-	-	-	-	-	-	-	-	-	-	-	-	-
MOOE		379	20	359	2	6	-	8	39	39	38	116	124	77	76	76	229	6	-	-	6	235	359
Fin. Exp. (if applicable)		-	-	-	-	-	-	-	-	-	-	-	-	-	-	-	-	-	-	-	-	-	-
CO		-	-	-	-	-	-	-	-	-	-	-	-	-	-	-	-	-	-	-	-	-	-
Livelihood and Emergency Employment																							
DOLE Integrated & Emergency Employment Program (DILEEP)																							
DILP																							
PS		-	-	-	-	-	-	-	-	-	-	-	-	-	-	-	-	-	-	-	-	-	-
MOOE		18,947	947	18,000	375	374	374	1,123	1,737	1,737	1,736	5,210	6,333	2,199	2,198	2,198	6,595	1,691	1,691	1,690	5,072	11,667	18,000
Fin. Exp. (if applicable)		-	-	-	-	-	-	-	-	-	-	-	-	-	-	-	-	-	-	-	-	-	-
CO		-	-	-	-	-	-	-	-	-	-	-	-	-	-	-	-	-	-	-	-	-	-
Sin Tax																							
PS		-	-	-	-	-	-	-	-	-	-	-	-	-	-	-	-	-	-	-	-	-	-
MOOE		730	37	693	2	-	-	2	3	-	-	3	5	344	-	-	344	344	-	-	344	688	693
Fin. Exp. (if applicable)		-	-	-	-	-	-	-	-	-	-	-	-	-	-	-	-	-	-	-	-	-	-
CO		-	-	-	-	-	-	-	-	-	-	-	-	-	-	-	-	-	-	-	-	-	-
Total Livelihood and Emergency Employment																							
PS		-	-	-	-	-	-	-	-	-	-	-	-	-	-	-	-	-	-	-	-	-	-
MOOE		19,677	984	18,693	377	374	374	1,125	1,740	1,737	1,736	5,213	6,338	2,543	2,198	2,198	6,939	2,035	1,691	1,690	5,416	12,355	18,693
Fin. Exp. (if applicable)		-	-	-	-	-	-	-	-	-	-	-	-	-	-	-	-	-	-	-	-	-	-
CO		-	-	-	-	-	-	-	-	-	-	-	-	-	-	-	-	-	-	-	-	-	-
Welfare Services																							
Family Welfare Program and Kasambahay Program																							
PS		8,045	503	7,542	528	528	528	1,584	600	867	528	1,995	3,579	528	528	528	1,584	528	1,084	767	2,379	3,963	7,542
MOOE		325	16	309	10	10	10	30	69	69	69	207	237	24	24	24	72	-	-	-	-	72	309
Fin. Exp. (if applicable)		-	-	-	-	-	-	-	-	-	-	-	-	-	-	-	-	-	-	-	-	-	-
CO		-	-	-	-	-	-	-	-	-	-	-	-	-	-	-	-	-	-	-	-	-	-
Total Welfare Services																							
PS		8,045	503	7,542	528	528	528	1,584	600	867	528	1,995	3,579	528	528	528	1,584	528	1,084	767	2,379	3,963	7,542
MOOE		325	16	309	10	10	10	30	69	69	69	207	237	24	24	24	72	-	-	-	-	72	309
Fin. Exp. (if applicable)		-	-	-	-	-	-	-	-	-	-	-	-	-	-	-	-	-	-	-	-	-	-
CO		-	-	-	-	-	-	-	-	-	-	-	-	-	-	-	-	-	-	-	-	-	-
Total Operations																							
PS		12,235	765	11,470	840	840	841	2,521	922	1,246	840	3,008	5,529	840	840	841	2,521	841	1,473	1,106	3,420	5,941	11,470
MOOE		35,279	1,764	33,515	990	980	973	2,943	2,570	2,565	2,593	7,728	10,671	5,025	4,488	4,488	14,001	3,309	2,768	2,766	8,843	22,844	33,515
Fin. Exp. (if applicable)		-	-	-	-	-	-	-	-	-	-	-	-	-	-	-	-	-	-	-	-	-	-
CO		-	-	-	-	-	-	-	-	-	-	-	-	-	-	-	-	-	-	-	-	-	-


FY 2021 MONTHLY DISBURSEMENT PROGRAM
CURRENT APPROPRIATION
(In Thousand Pesos)


BED No. 3


Department : Department of Labor and Employment
Agency : Office of the Secretary
Operating Unit : MIMAROPA REGION
Organization Code (UACS) : 16-001-03-00017

PARTICULARS	UACS CODE	TOTAL PROGRAM	TAX REM. ADVISE (TRA)	PROGRAM, NET OF TRA	FULL YEAR REQUIREMENT																			
					QUARTER 1				QUARTER 2				Sub-total First Semester	QUARTER 3			QUARTER 4			Sub-total Second Semester	FULL YEAR TOTAL			
					JAN	FEB	MAR	TOTAL	APR	MAY	JUNE	TOTAL		JULY	AUG	SEPT	TOTAL	OCT	NOV			DEC	TOTAL	
1	2	3	4	5	6	7	8	9=6+7+8	10	11	12	13=10+11+12	14=9+13	15	16	17	18=15+16+17	19	20	21	22=19+20+21	23	24	
Automatic Appropriation																								
RLIP (PS)		3,056		3,056	255	255	255	765	255	255	255	765	1,530	255	255	254	764	254	254	254	762	1,526	3,056	
TOTAL PROGRAM, FY 2020 BUDGET		77,050	4,092	72,958	4,003	3,992	3,985	11,980	6,195	7,989	5,896	20,080	32,060	7,578	7,041	7,041	21,660	5,703	7,728	5,807	19,238	40,898	72,958	
PS		35,962	2,038	33,924	2,356	2,356	2,356	7,068	2,677	4,476	2,355	9,508	16,576	2,355	2,356	2,356	7,067	2,356	4,922	3,003	10,281	17,348	33,924	
MOOE		41,088	2,054	39,034	1,647	1,636	1,629	4,912	3,518	3,513	3,541	10,572	15,484	5,223	4,685	4,685	14,593	3,347	2,806	2,804	8,957	23,550	39,034	
Fin. Exp. (if applicable)		-	-	-	-	-	-	-	-	-	-	-	-	-	-	-	-	-	-	-	-	-	-	
CO		-	-	-	-	-	-	-	-	-	-	-	-	-	-	-	-	-	-	-	-	-	-	
TOTAL NCA PROGRAM		77,050	4,092	72,958	4,003	3,992	3,985	11,980	6,195	7,989	5,896	20,080	32,060	7,578	7,041	7,041	21,660	5,703	7,728	5,807	19,238	40,898	72,958	
PS		35,962	2,038	33,924	2,356	2,356	2,356	7,068	2,677	4,476	2,355	9,508	16,576	2,355	2,356	2,356	7,067	2,356	4,922	3,003	10,281	17,348	33,924	
MOOE		41,088	2,054	39,034	1,647	1,636	1,629	4,912	3,518	3,513	3,541	10,572	15,484	5,223	4,685	4,685	14,593	3,347	2,806	2,804	8,957	23,550	39,034	
Fin. Exp. (if applicable)		-	-	-	-	-	-	-	-	-	-	-	-	-	-	-	-	-	-	-	-	-	-	
CO		-	-	-	-	-	-	-	-	-	-	-	-	-	-	-	-	-	-	-	-	-	-	
IV. TAX REMITTANCE ADVICE			4,092		228	227	227	682	346	454	327	1,127	1,809	417	389	388	1,194	318	444	327	1,089	2,283	4,092	
PS			2,038		141	141	141	423	161	269	141	571	994	142	142	142	426	142	296	180	618	1,044	2,038	
MOOE			2,054		87	86	86	259	185	185	186	556	815	275	247	246	768	176	148	147	471	1,239	2,054	
Fin. Exp. (if applicable)			-		-	-	-	-	-	-	-	-	-	-	-	-	-	-	-	-	-	-	-	
CO			-		-	-	-	-	-	-	-	-	-	-	-	-	-	-	-	-	-	-	-	
VI. TOTAL DISBURSEMENT PROGRAM		77,050	4,092	72,958	4,231	4,219	4,212	12,662	6,541	8,443	6,223	21,207	33,869	7,995	7,430	7,429	22,854	6,021	8,172	6,134	20,327	43,181	77,050	
PS		35,962	2,038	33,924	2,497	2,497	2,497	7,491	2,838	4,745	2,496	10,079	17,570	2,497	2,498	2,498	7,493	2,498	5,218	3,183	10,899	18,392	35,962	
MOOE		41,088	2,054	39,034	1,734	1,722	1,715	5,171	3,703	3,698	3,727	11,128	16,299	5,498	4,932	4,931	15,361	3,523	2,954	2,951	9,428	24,789	41,088	
Fin. Exp. (if applicable)		-	-	-	-	-	-	-	-	-	-	-	-	-	-	-	-	-	-	-	-	-	-	
CO		-	-	-	-	-	-	-	-	-	-	-	-	-	-	-	-	-	-	-	-	-	-	

Prepared By: 
EDDALUZ B. YTORIAGA
AO V - Budget Officer
Date: 11-06-20


MARK LESTER ACEDILLO
Accountant I
Date: 11-06-20

Recommended by: 
ROSMARIE C. HUPANDA
Acting IMSD Chief
Date: 11-06-20

Approved by: 
ALBERT E. GUTIB
OIC, Regional Director
Date: 11-06-20